

Examining Our Survey Data

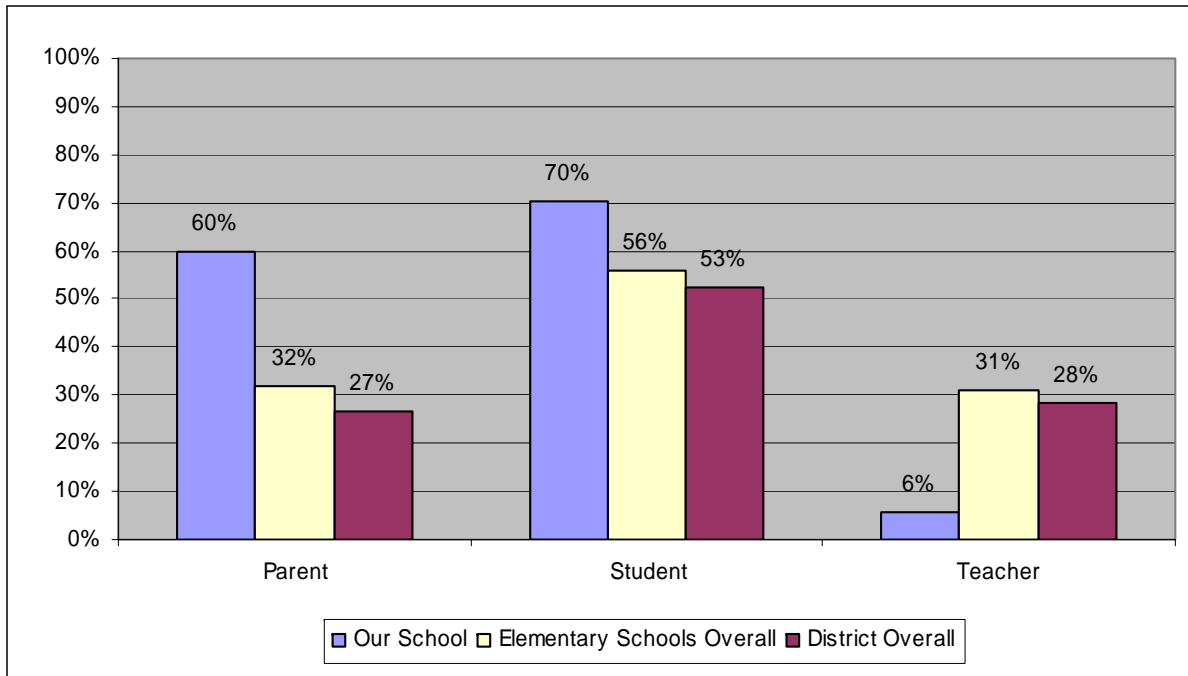


**USE YOUR VOICE SURVEY
DATA FOR 2005 - 2006**

Allendale Elementary

May 2006

Who participated in the Survey?

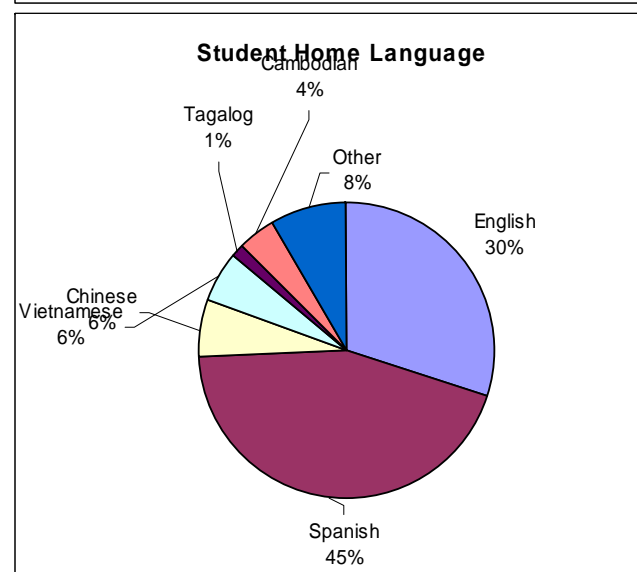
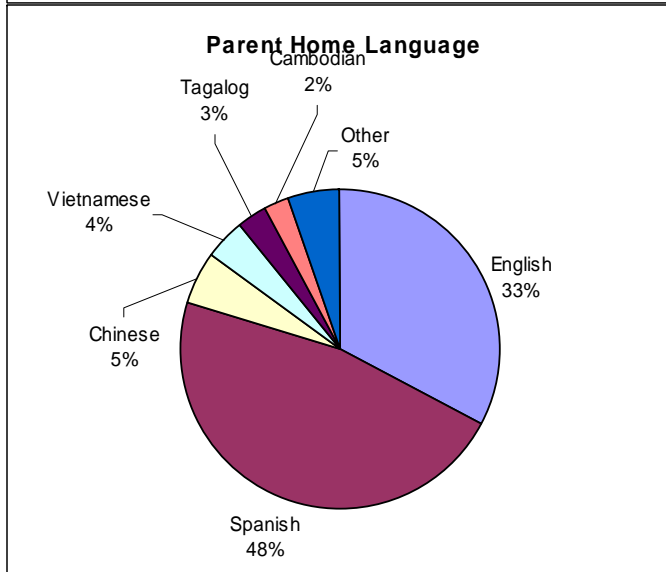
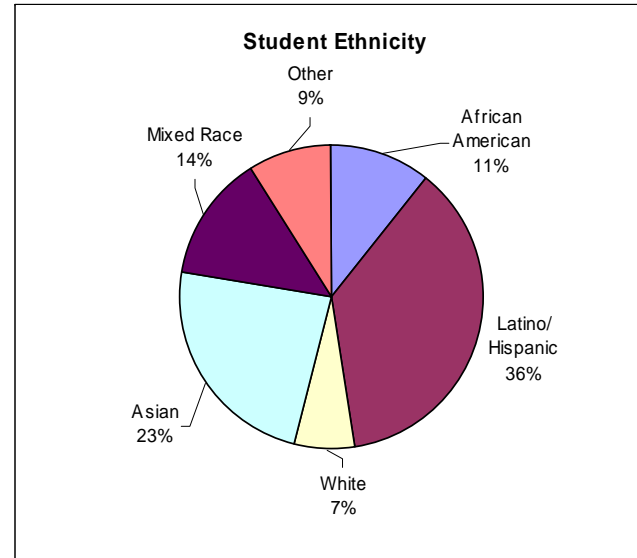
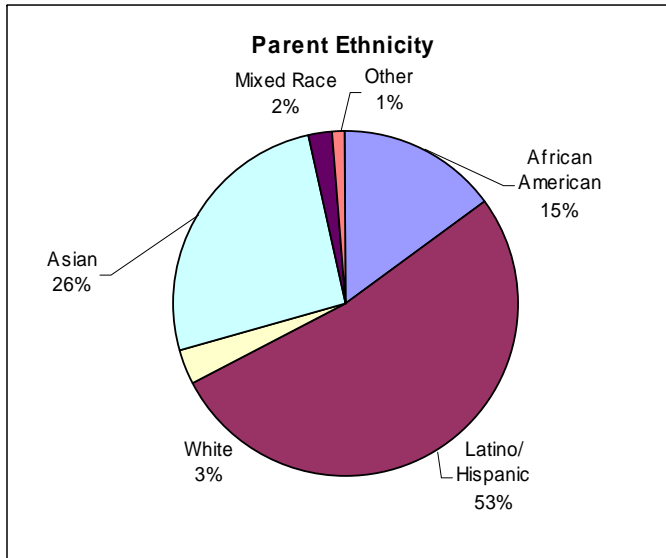


	Total Number	Percentage of Total Respondents	Elementary Schools Overall	OUSD Average
Parents	256	60%	32%	27%
Students	145	70%	56%	53%
Teachers	1	6%	31%	28%
Staff	0			

Responses may not add up to 100% because some respondents answered N/A or left items blank.

Data not reported for questions with less than 5 respondents.

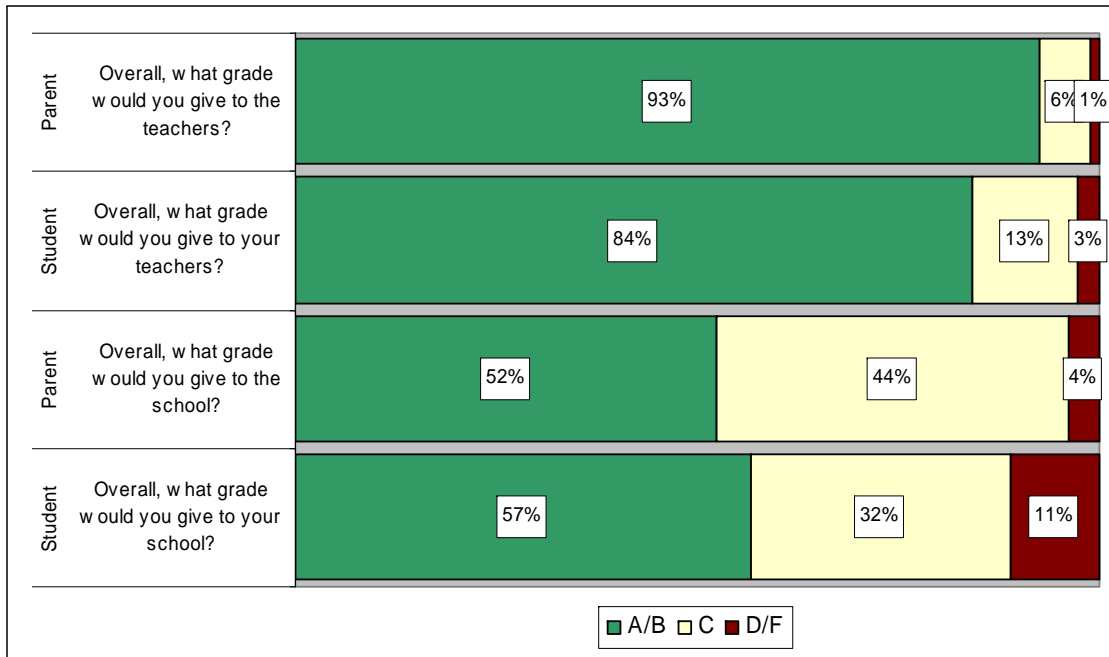
Who participated in the Survey?



Responses may not add up to 100% because some respondents answered N/A or left items blank.

Data not reported for questions with less than 5 respondents.

Overall Ratings (1 of 2)

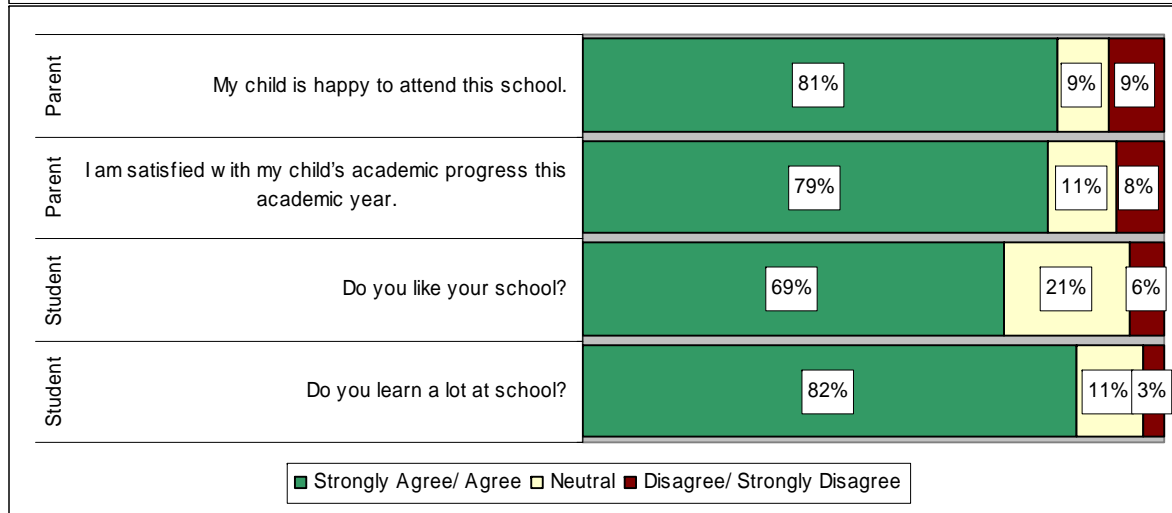
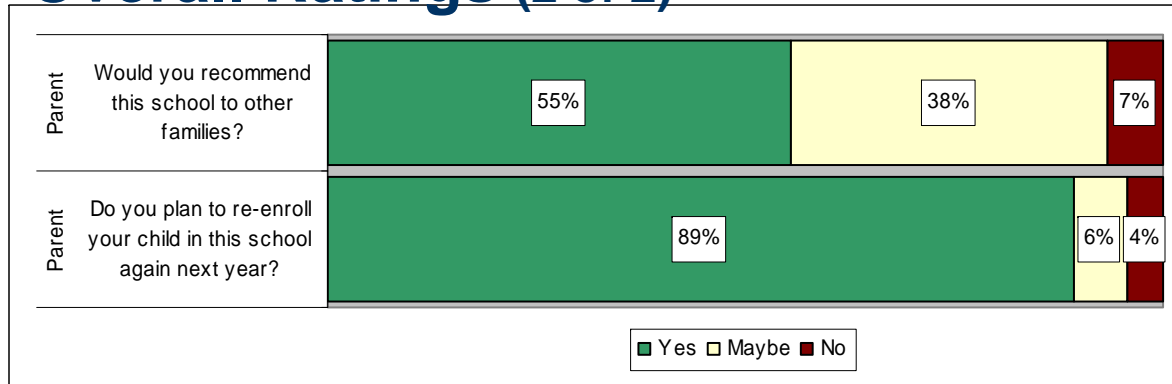


<p>1. What does this THEME mean to me?</p>	<p>2. What do I SEE in the data?</p>	<p>3. What QUESTIONS do the data raise for me?</p>	<p>4. What 1 or 2 QUESTIONS/ IDEAS about this theme might we consider in our school improvement plan?</p>
---	---	---	--

Responses may not add up to 100% because some respondents answered N/A or left items blank.

Data not reported for questions with less than 5 respondents.

Overall Ratings (2 of 2)



<p>1. What does this THEME mean to me?</p>	<p>2. What do I SEE in the data?</p>	<p>3. What QUESTIONS do the data raise for me?</p>	<p>4. What 1 or 2 QUESTIONS/ IDEAS about this theme might we consider in our school improvement plan?</p>
---	---	---	--

Responses may not add up to 100% because some respondents answered N/A or left items blank.

Data not reported for questions with less than 5 respondents.

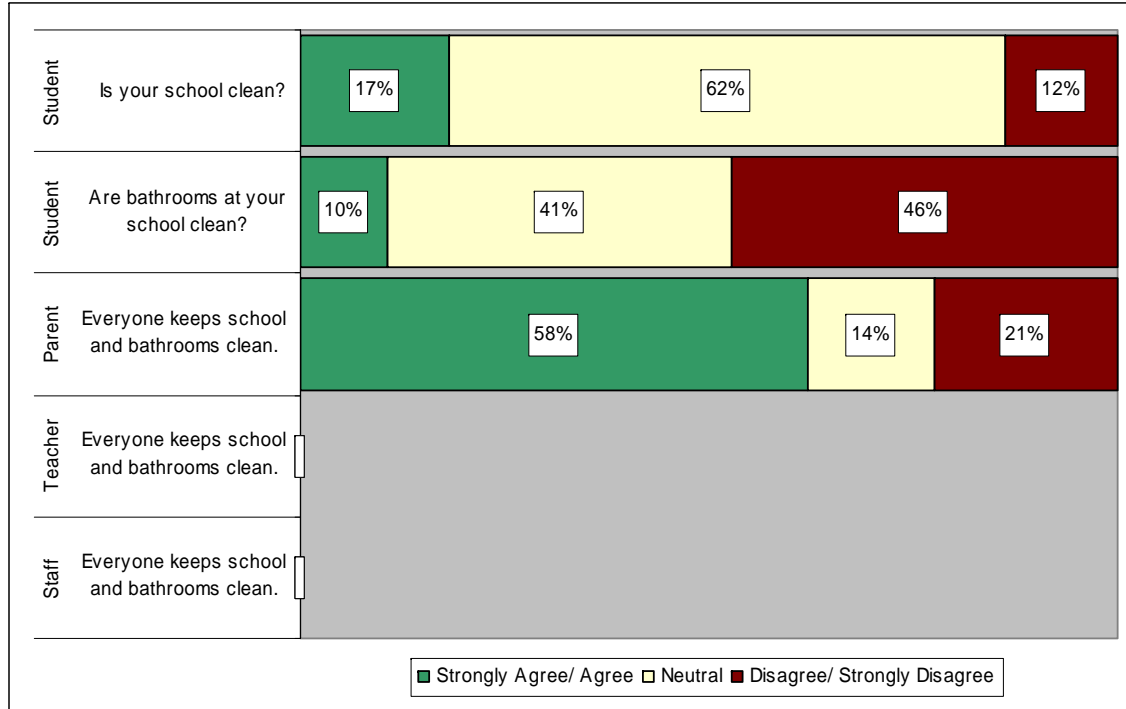
Examining survey results by theme



Cleaning Learning Environment
Safety
Caring and Support
Meaningful Youth Participation
High Expectations

Academic Rigor
Data-Driven Practice
Parent Engagement
Employee Satisfaction
District Strategy

Clean Learning Environment

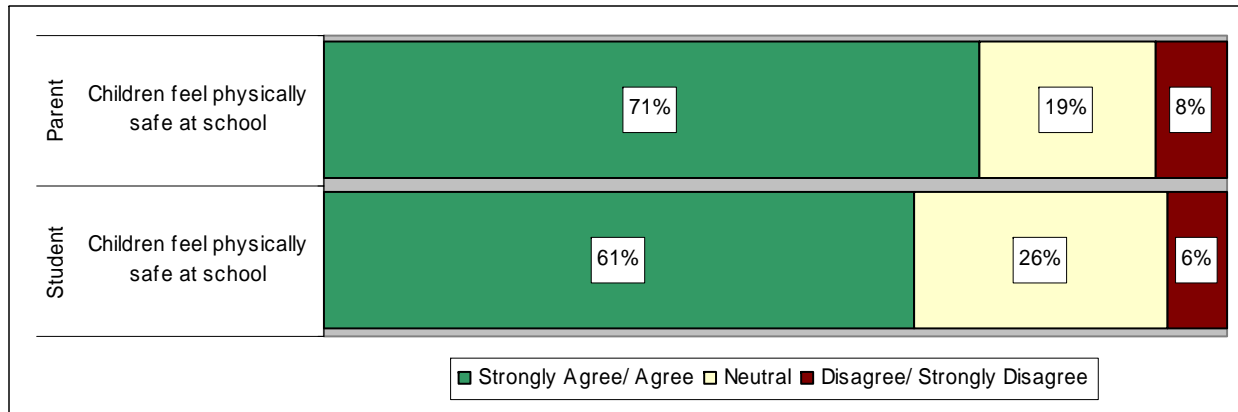


<p>1. What does this THEME mean to me?</p>	<p>2. What do I SEE in the data?</p>	<p>3. What QUESTIONS do the data raise for me?</p>	<p>4. What 1 or 2 QUESTIONS/ IDEAS about this theme might we consider in our school improvement plan?</p>
---	---	---	--

Responses may not add up to 100% because some respondents answered N/A or left items blank.

Data not reported for questions with less than 5 respondents.

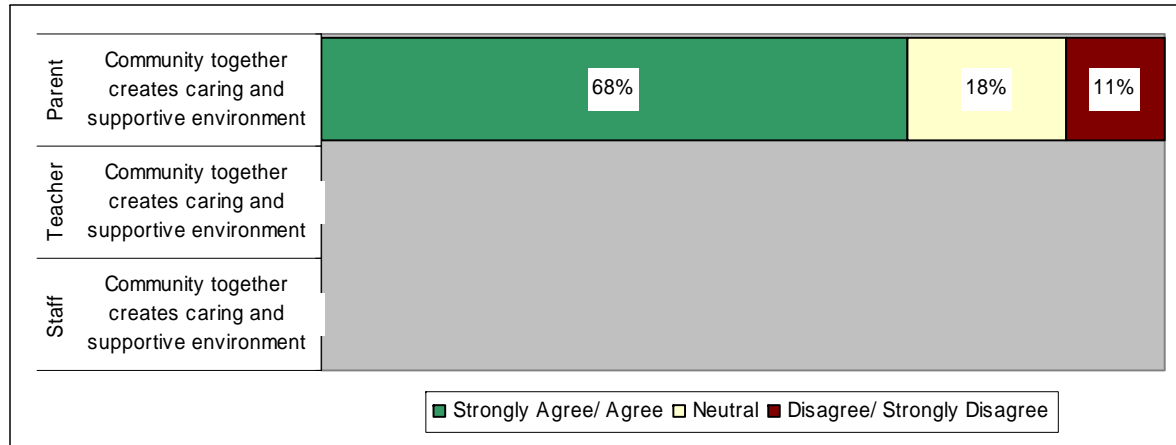
Safety



<p>1. What does this THEME mean to me?</p>	<p>2. What do I SEE in the data?</p>	<p>3. What QUESTIONS do the data raise for me?</p>	<p>4. What 1 or 2 QUESTIONS/ IDEAS about this theme might we consider in our school improvement plan?</p>
---	---	---	--

Responses may not add up to 100% because some respondents answered N/A or left items blank.
 Data not reported for questions with less than 5 respondents.

Caring and Support (1 of 3)

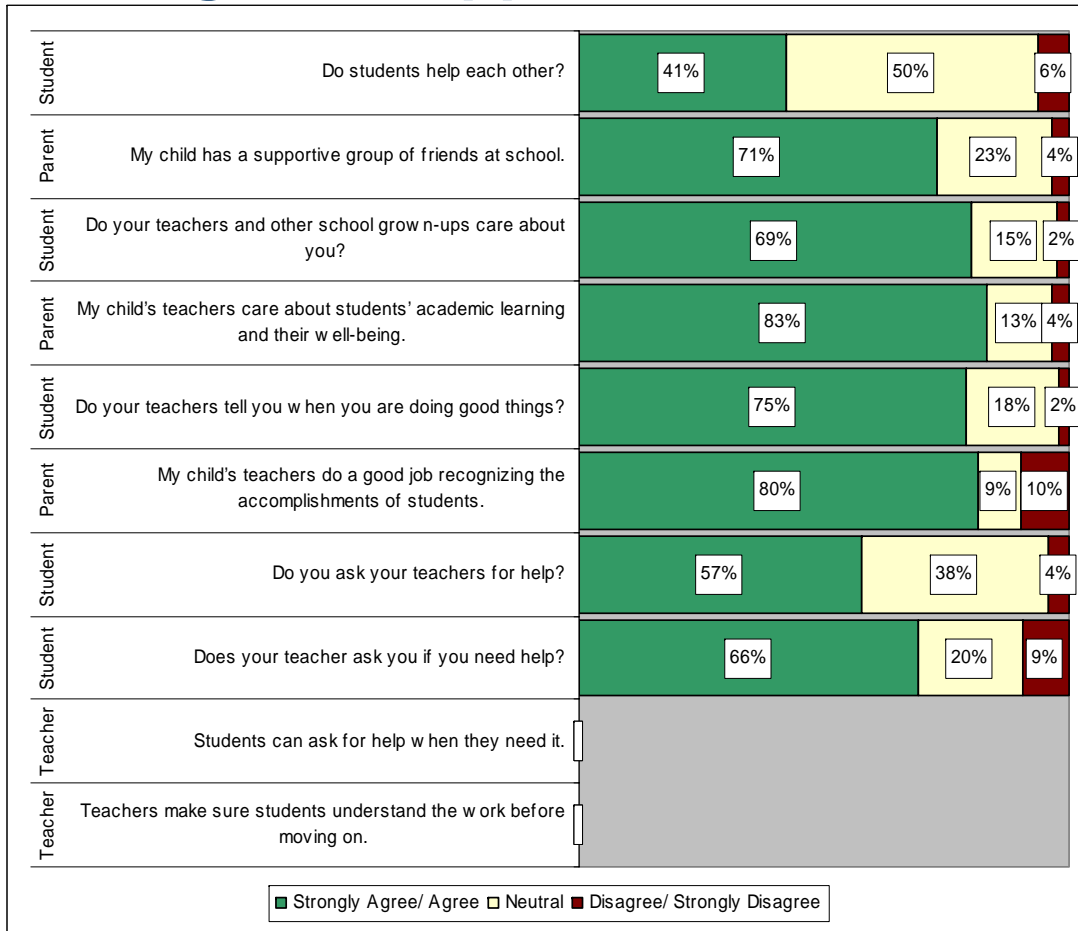


<p>1. What does this THEME mean to me?</p>	<p>2. What do I SEE in the data?</p>	<p>3. What QUESTIONS do the data raise for me?</p>	<p>4. What 1 or 2 QUESTIONS/ IDEAS about this theme might we consider in our school improvement plan?</p>
---	---	---	--

Responses may not add up to 100% because some respondents answered N/A or left items blank.

Data not reported for questions with less than 5 respondents.

Caring and Support (2 of 3)

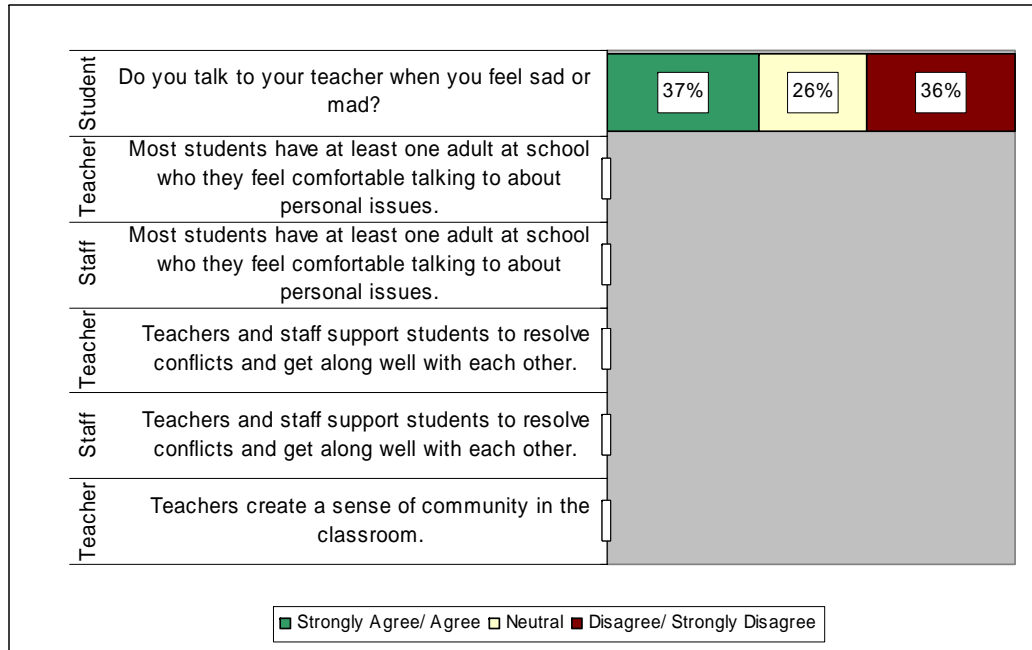


<p>1. What does this THEME mean to me?</p>	<p>2. What do I SEE in the data?</p>	<p>3. What QUESTIONS do the data raise for me?</p>	<p>4. What 1 or 2 QUESTIONS/ IDEAS about this theme might we consider in our school improvement plan?</p>
---	---	---	--

Responses may not add up to 100% because some respondents answered N/A or left items blank.

Data not reported for questions with less than 5 respondents.

Caring and Support (3 of 3)

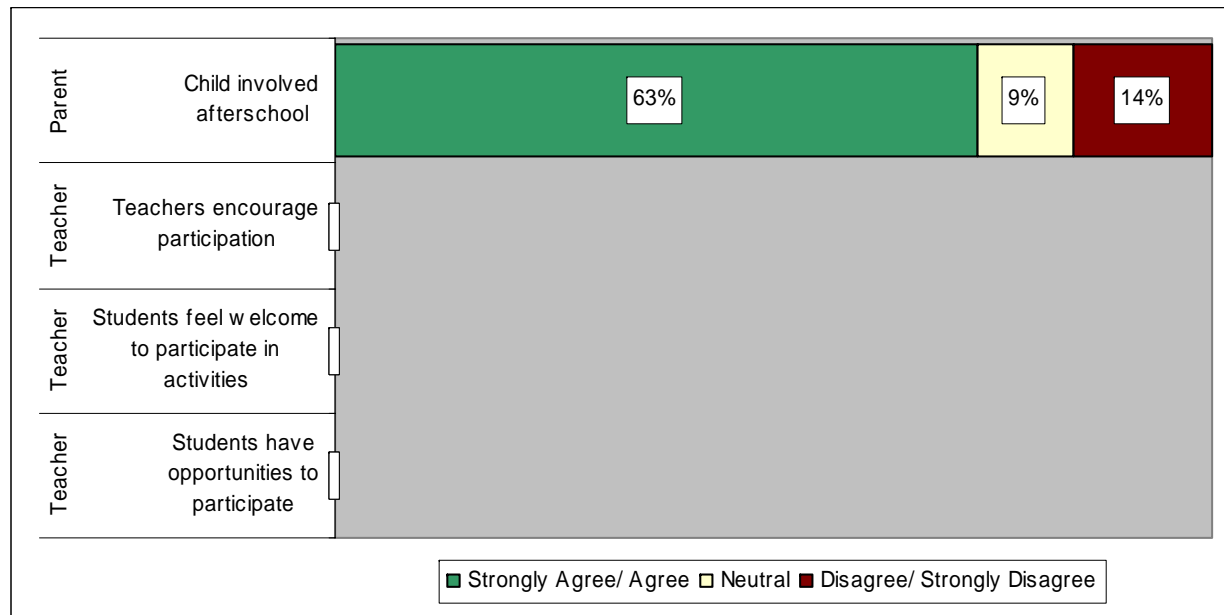


<p>1. What does this THEME mean to me?</p>	<p>2. What do I SEE in the data?</p>	<p>3. What QUESTIONS do the data raise for me?</p>	<p>4. What 1 or 2 QUESTIONS/ IDEAS about this theme might we consider in our school improvement plan?</p>
---	---	---	--

Responses may not add up to 100% because some respondents answered N/A or left items blank.

Data not reported for questions with less than 5 respondents.

Meaningful Youth Participation

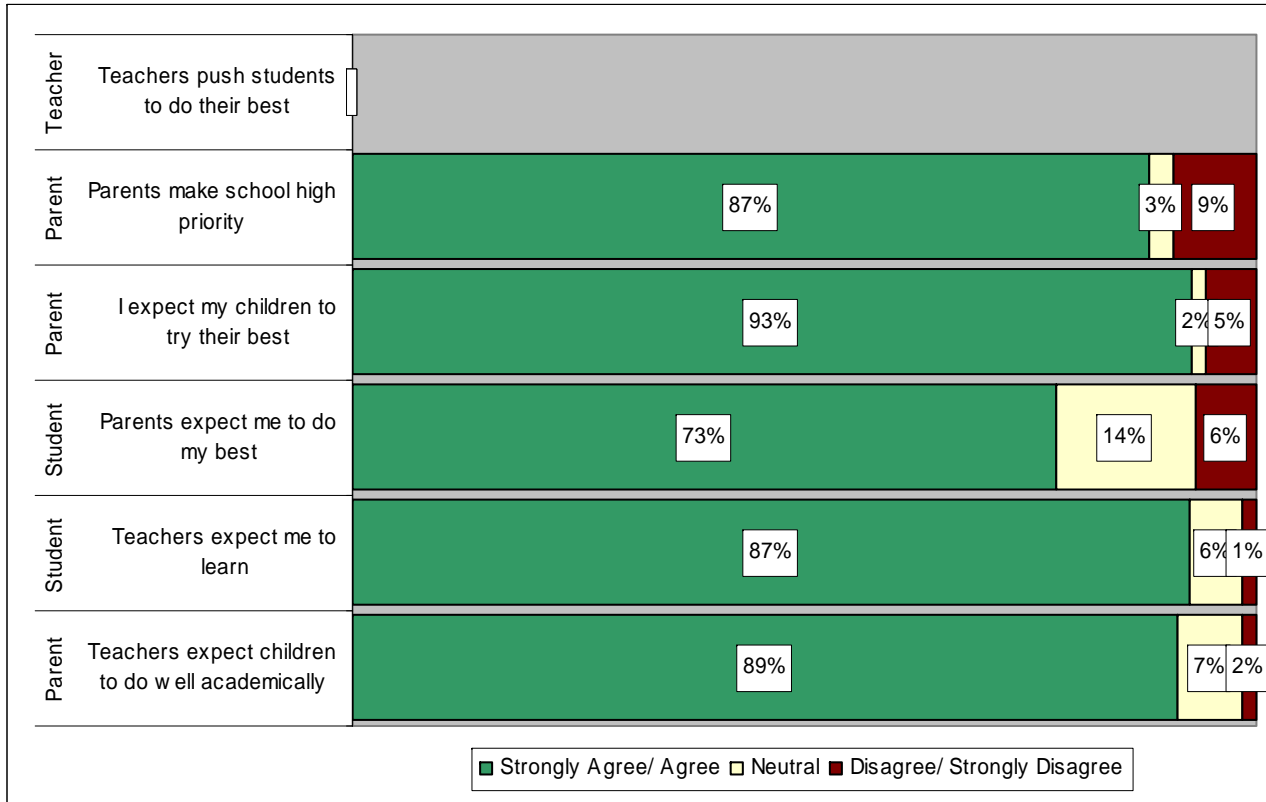


1. What does this THEME mean to me?	2. What do I SEE in the data?	3. What QUESTIONS do the data raise for me?	4. What 1 or 2 QUESTIONS/ IDEAS about this theme might we consider in our school improvement plan?
--	--------------------------------------	--	---

Responses may not add up to 100% because some respondents answered N/A or left items blank.

Data not reported for questions with less than 5 respondents.

High Expectations

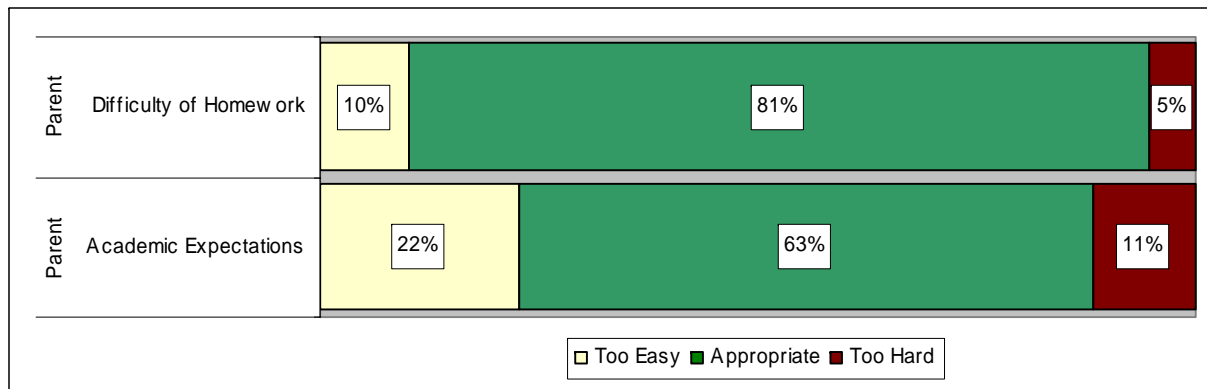
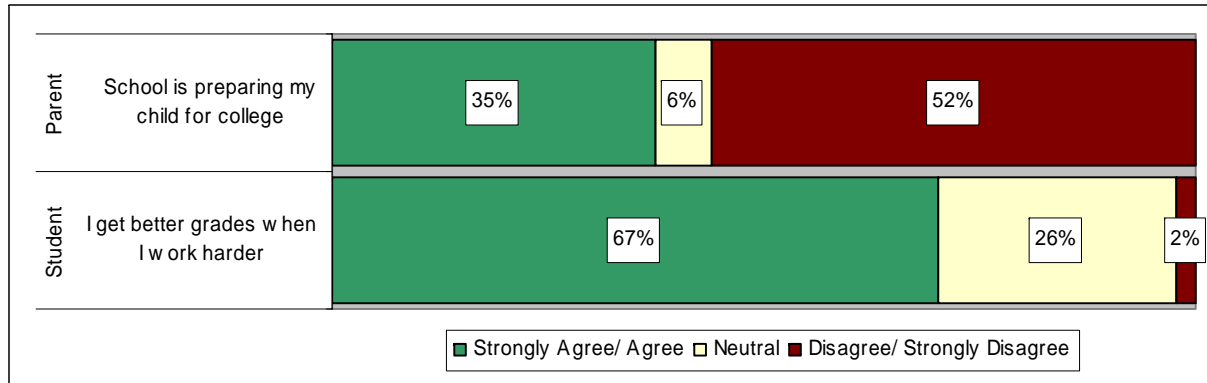


<p>1. What does this THEME mean to me?</p>	<p>2. What do I SEE in the data?</p>	<p>3. What QUESTIONS do the data raise for me?</p>	<p>4. What 1 or 2 QUESTIONS/ IDEAS about this theme might we consider in our school improvement plan?</p>
---	---	---	--

Responses may not add up to 100% because some respondents answered N/A or left items blank.

Data not reported for questions with less than 5 respondents.

Academic Rigor



<p>1. What does this THEME mean to me?</p>	<p>2. What do I SEE in the data?</p>	<p>3. What QUESTIONS do the data raise for me?</p>	<p>4. What 1 or 2 QUESTIONS/ IDEAS about this theme might we consider in our school improvement plan?</p>
---	---	---	--

Responses may not add up to 100% because some respondents answered N/A or left items blank.

Data not reported for questions with less than 5 respondents.

Data-Driven Practice (1 of 2)

Teacher	Well-defined school goals for student achievement	
Staff	Well-defined school goals for student achievement	
Teacher	Educators make data-based decisions	
Staff	Educators make data-based decisions	
Teacher	Educators work in teams to pursue goals	
Staff	Educators work in teams to pursue goals	
Teacher	Coherent professional development plan	
Staff	Coherent professional development plan	

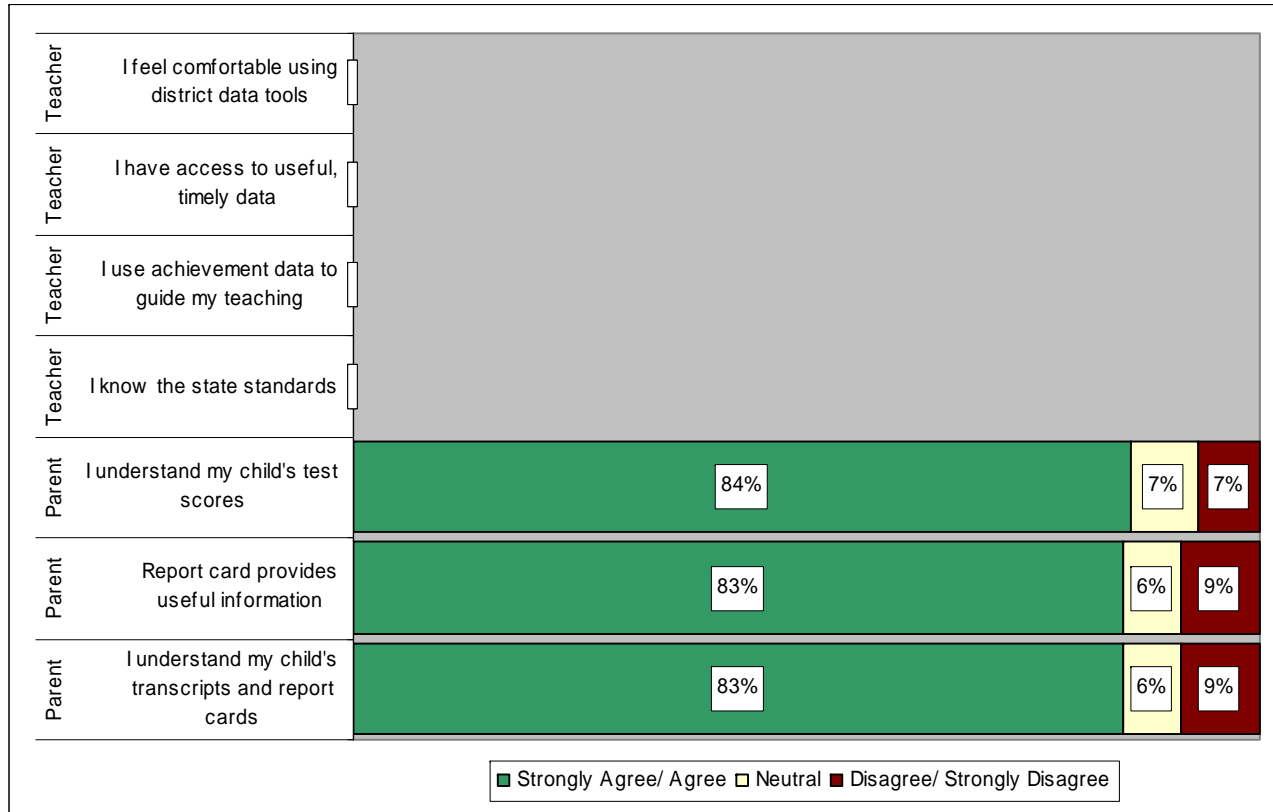
Strongly Agree/ Agree
 Neutral
 Disagree/ Strongly Disagree

<p>1. What does this THEME mean to me?</p>	<p>2. What do I SEE in the data?</p>	<p>3. What QUESTIONS do the data raise for me?</p>	<p>4. What 1 or 2 QUESTIONS/ IDEAS about this theme might we consider in our school improvement plan?</p>
---	---	---	--

Responses may not add up to 100% because some respondents answered N/A or left items blank.

Data not reported for questions with less than 5 respondents.

Data-Driven Practice (2 of 2)

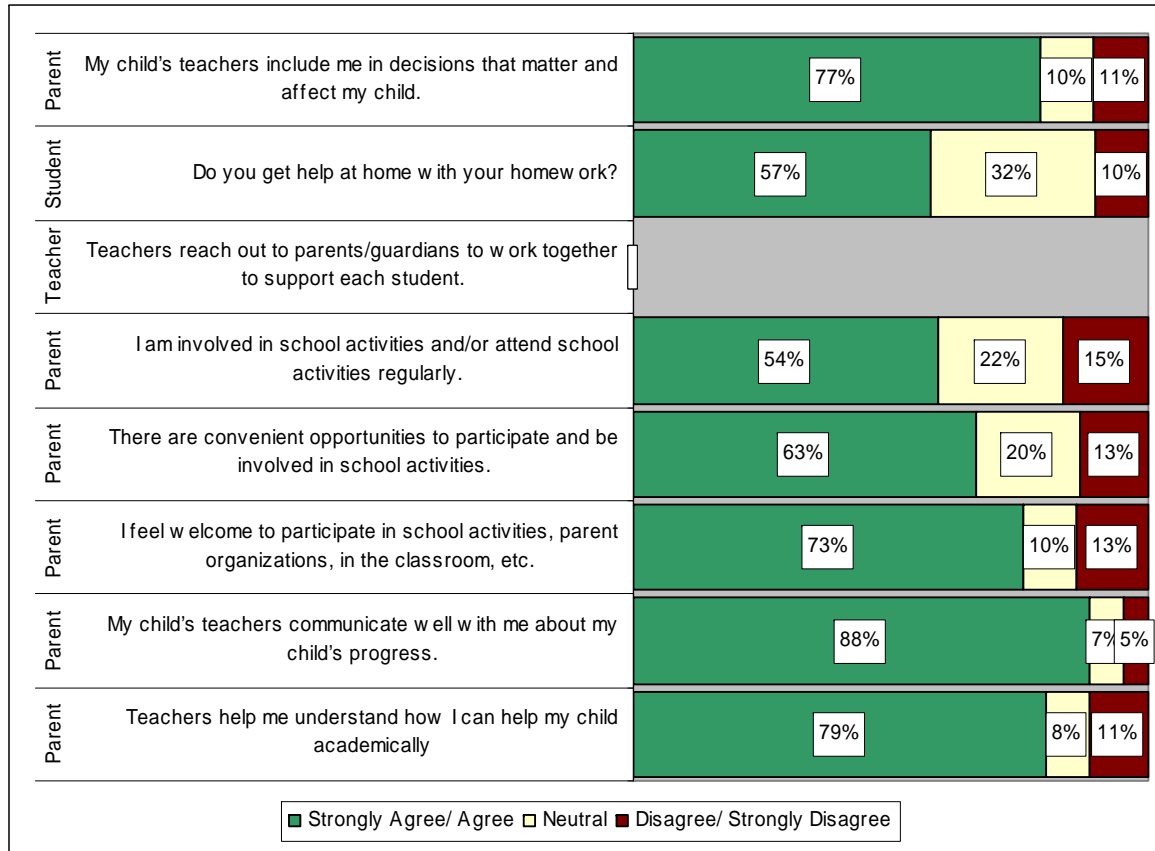


1. What does this THEME mean to me?	2. What do I SEE in the data?	3. What QUESTIONS do the data raise for me?	4. What 1 or 2 QUESTIONS/ IDEAS about this theme might we consider in our school improvement plan?
--	--------------------------------------	--	---

Responses may not add up to 100% because some respondents answered N/A or left items blank.

Data not reported for questions with less than 5 respondents.

Parent Engagement



1. What does this THEME mean to me?	2. What do I SEE in the data?	3. What QUESTIONS do the data raise for me?	4. What 1 or 2 QUESTIONS/ IDEAS about this theme might we consider in our school improvement plan?
--	--------------------------------------	--	---

Responses may not add up to 100% because some respondents answered N/A or left items blank.

Data not reported for questions with less than 5 respondents.

Employee Satisfaction (1 of 2)

Teacher	I'm proud to tell people that I work for Oakland Unified School District.	
Staff	I'm proud to tell people that I work for Oakland Unified School District.	
Teacher	I feel respected in the district for the work I do.	
Staff	I feel respected in the district for the work I do.	
Teacher	People are promoted and rewarded fairly based on the quality of their work.	
Staff	People are promoted and rewarded fairly based on the quality of their work.	
Teacher	I receive relevant and timely feedback on my work.	
Staff	I receive relevant and timely feedback on my work.	
Teacher	The formal (contractual) evaluation process is a useful tool for improving my work.	
Staff	The formal (contractual) evaluation process is a useful tool for improving my work.	

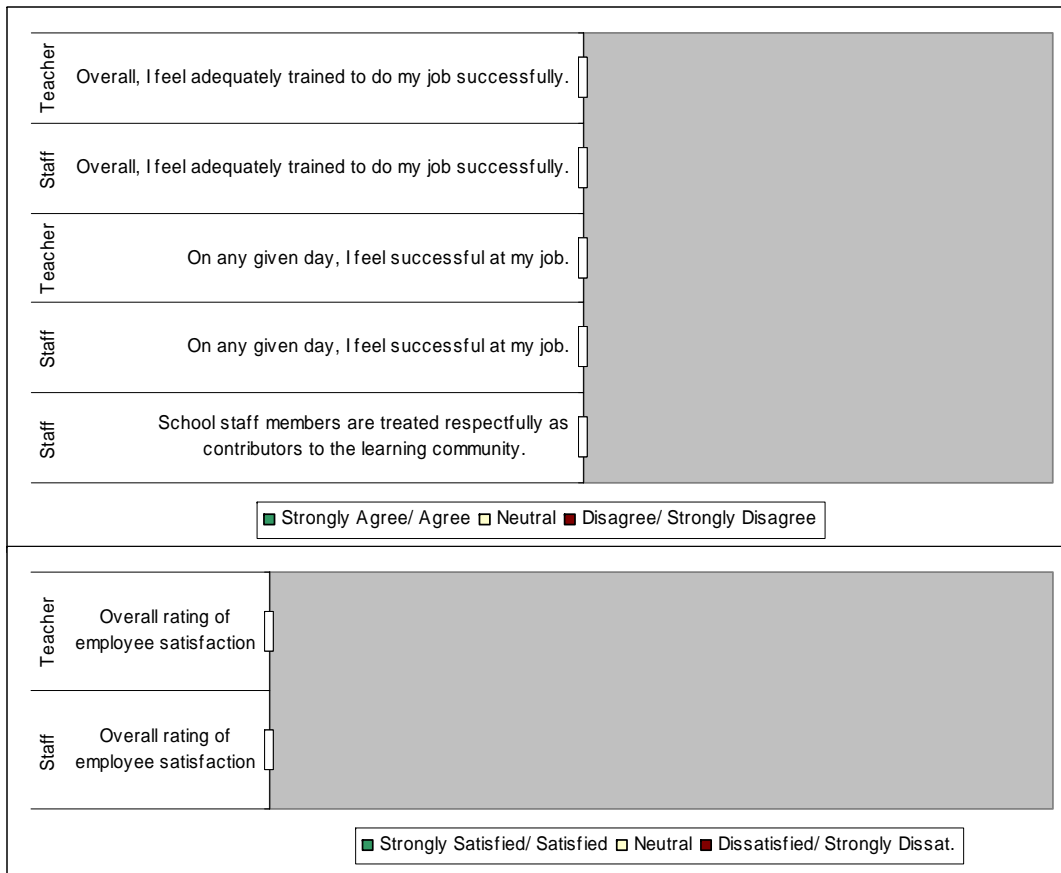
Strongly Agree/ Agree
 Neutral
 Disagree/ Strongly Disagree

<p>1. What does this THEME mean to me?</p>	<p>2. What do I SEE in the data?</p>	<p>3. What QUESTIONS do the data raise for me?</p>	<p>4. What 1 or 2 QUESTIONS/ IDEAS about this theme might we consider in our school improvement plan?</p>
---	---	---	--

Responses may not add up to 100% because some respondents answered N/A or left items blank.

Data not reported for questions with less than 5 respondents.

Employee Satisfaction (2 of 2)



<p>1. What does this THEME mean to me?</p>	<p>2. What do I SEE in the data?</p>	<p>3. What QUESTIONS do the data raise for me?</p>	<p>4. What 1 or 2 QUESTIONS/ IDEAS about this theme might we consider in our school improvement plan?</p>
---	---	---	--

Responses may not add up to 100% because some respondents answered N/A or left items blank.

Data not reported for questions with less than 5 respondents.

District Strategy (1 of 2)

Teacher	Student achievement is district leadership's top priority	<input type="checkbox"/>
Staff	Student achievement is district leadership's top priority	<input type="checkbox"/>
Teacher	I understand the district academic goals	<input type="checkbox"/>
Staff	I understand the district academic goals	<input type="checkbox"/>
Teacher	District goals are attainable	<input type="checkbox"/>
Staff	District goals are attainable	<input type="checkbox"/>
Teacher	I understand the district strategy	<input type="checkbox"/>
Staff	I understand the district strategy	<input type="checkbox"/>
Teacher	Communication about district strategy is good	<input type="checkbox"/>
Staff	Communication about district strategy is good	<input type="checkbox"/>

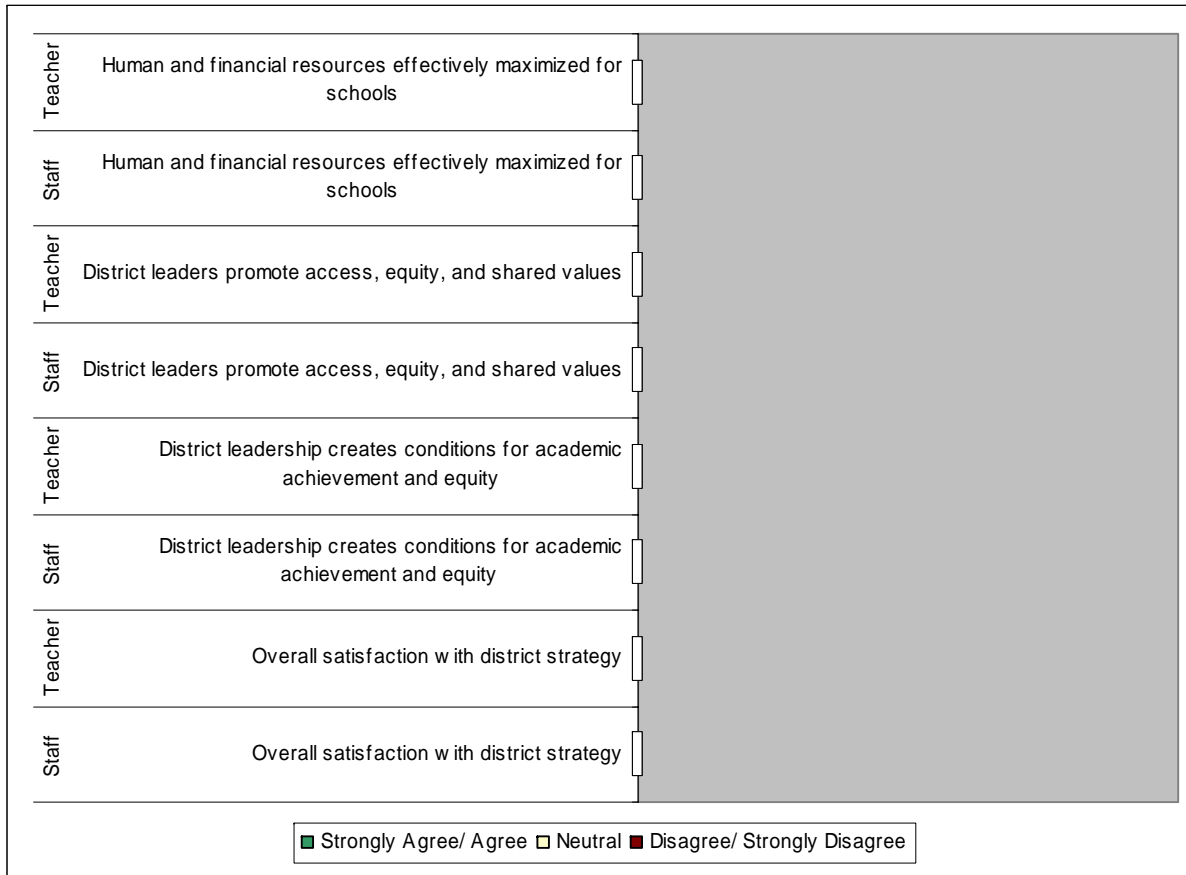
Strongly Agree/ Agree
 Neutral
 Disagree/ Strongly Disagree

<p>1. What does this THEME mean to me?</p>	<p>2. What do I SEE in the data?</p>	<p>3. What QUESTIONS do the data raise for me?</p>	<p>4. What 1 or 2 QUESTIONS/ IDEAS about this theme might we consider in our school improvement plan?</p>
---	---	---	--

Responses may not add up to 100% because some respondents answered N/A or left items blank.

Data not reported for questions with less than 5 respondents.

District Strategy (2 of 2)



<p>1. What does this THEME mean to me?</p>	<p>2. What do I SEE in the data?</p>	<p>3. What QUESTIONS do the data raise for me?</p>	<p>4. What 1 or 2 QUESTIONS/ IDEAS about this theme might we consider in our school improvement plan?</p>
---	---	---	--

Responses may not add up to 100% because some respondents answered N/A or left items blank.

Data not reported for questions with less than 5 respondents.