

# Examining Our Survey Data

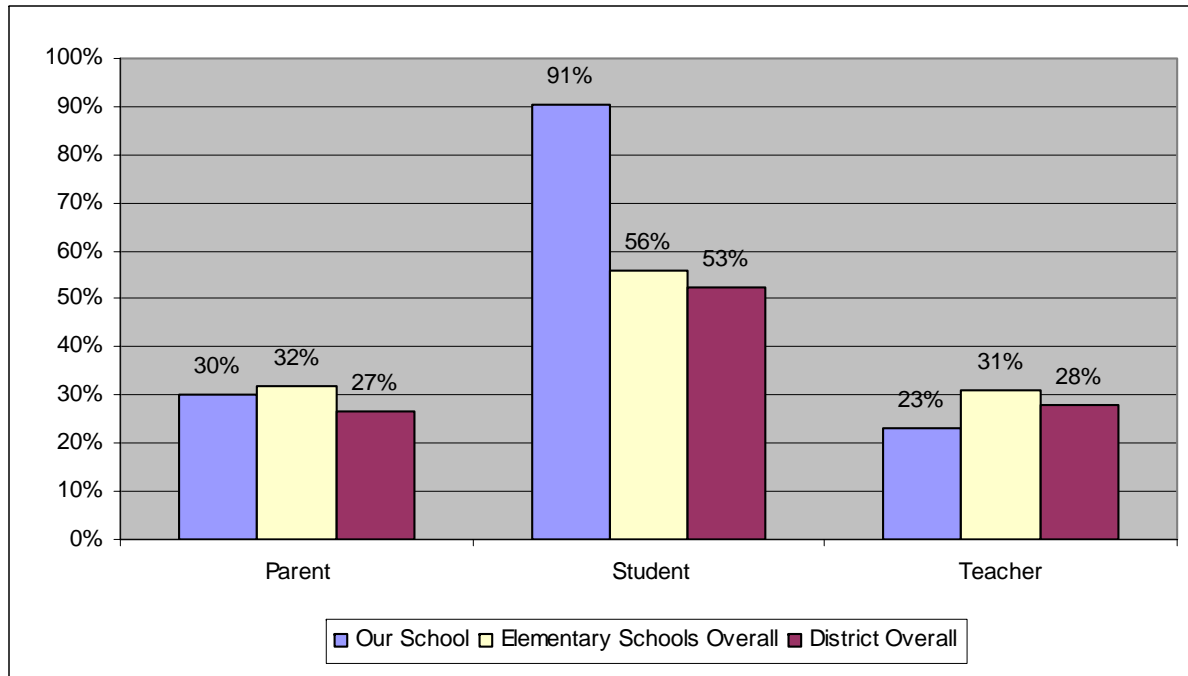


**USE YOUR VOICE SURVEY  
DATA FOR 2005 - 2006**

**Hillcrest Elementary**

**May 2006**

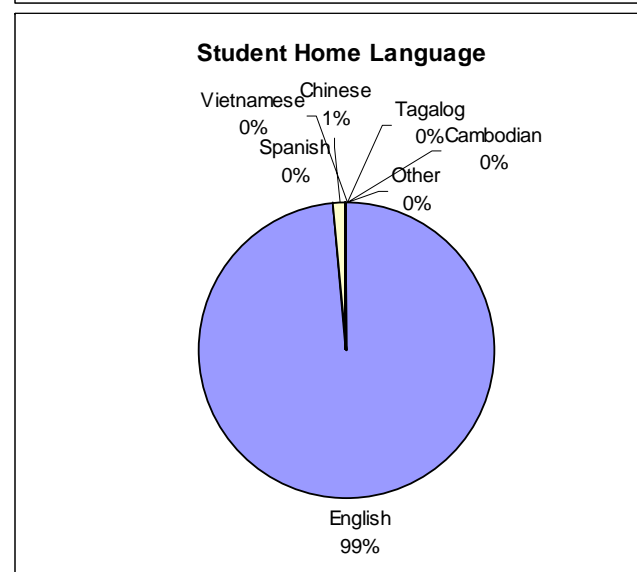
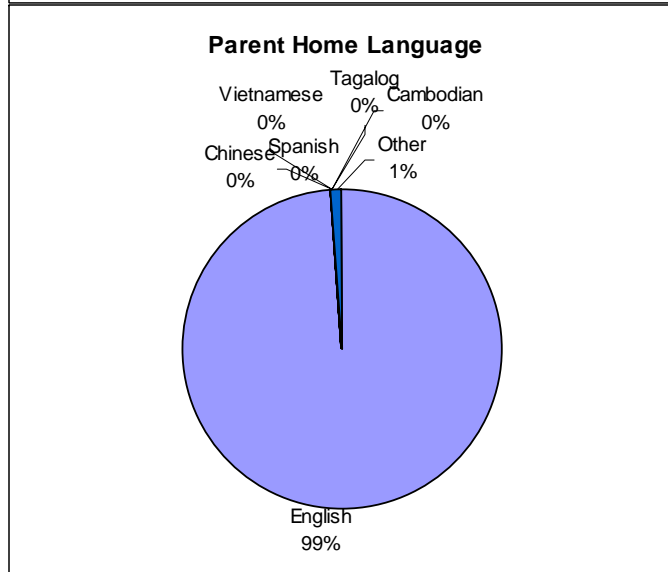
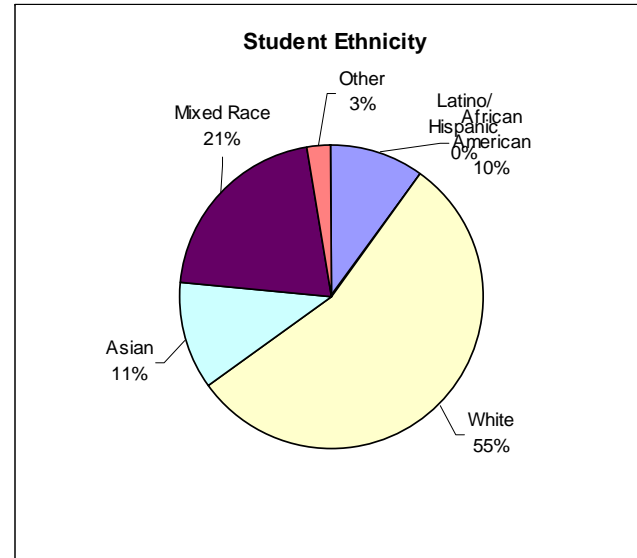
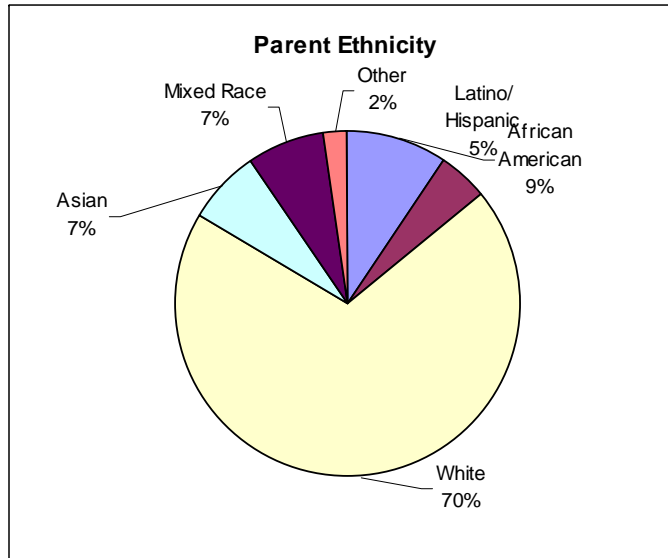
# Who participated in the Survey?



	Total Number	Percentage of Total Respondents	Elementary Schools Overall	OUSD Average
Parents	94	30%	32%	27%
Students	164	91%	56%	53%
Teachers	3	23%	31%	28%
Staff	1			

Responses may not add up to 100% because some respondents answered N/A or left items blank.  
 Data not reported for questions with less than 5 respondents.

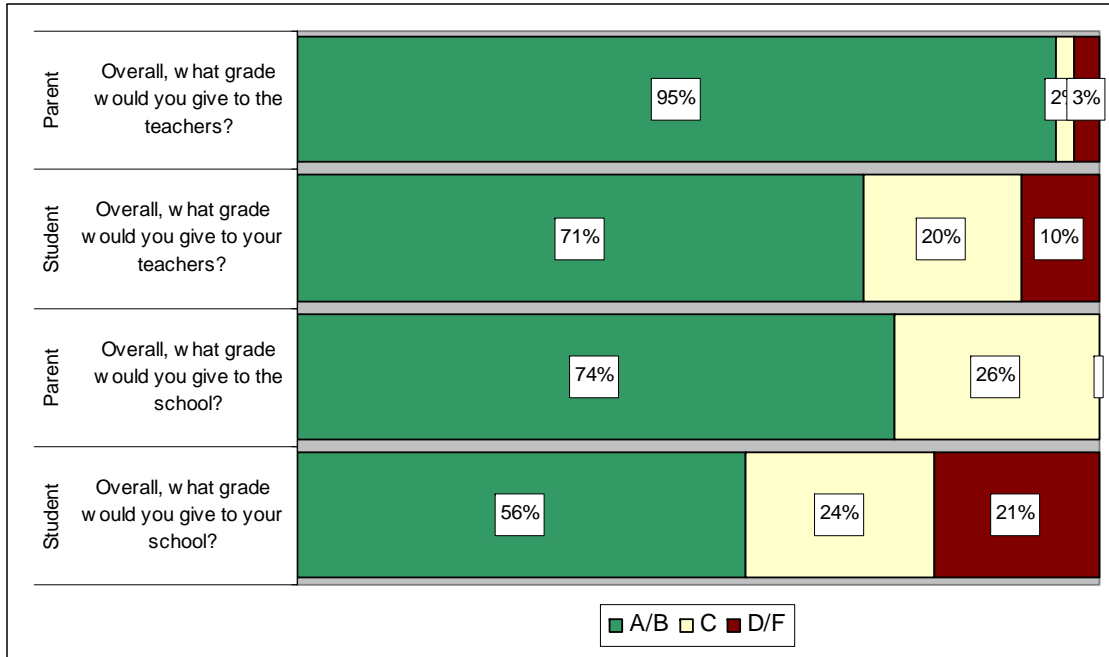
# Who participated in the Survey?



Responses may not add up to 100% because some respondents answered N/A or left items blank.

Data not reported for questions with less than 5 respondents.

# Overall Ratings (1 of 2)

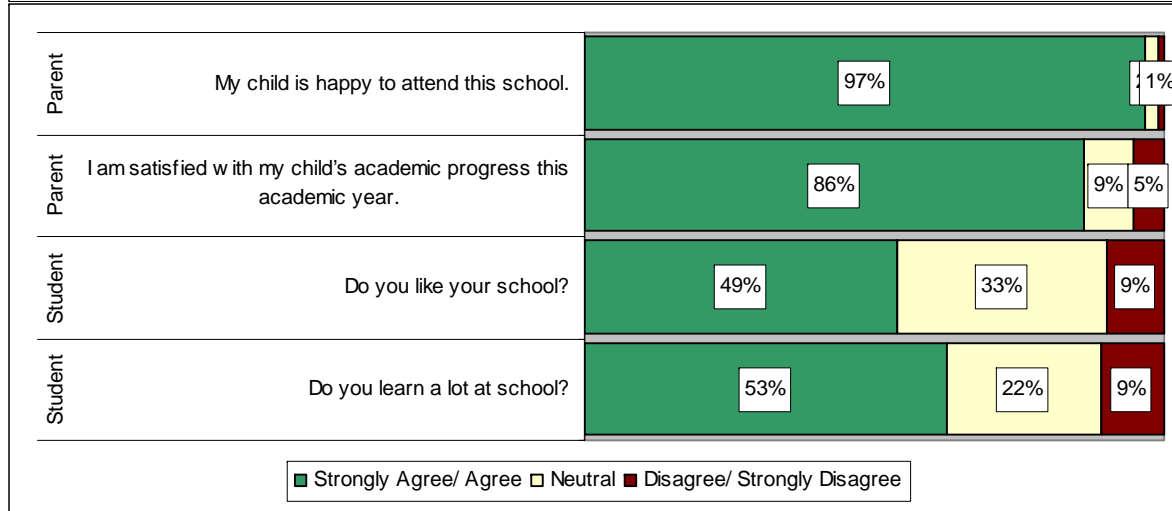
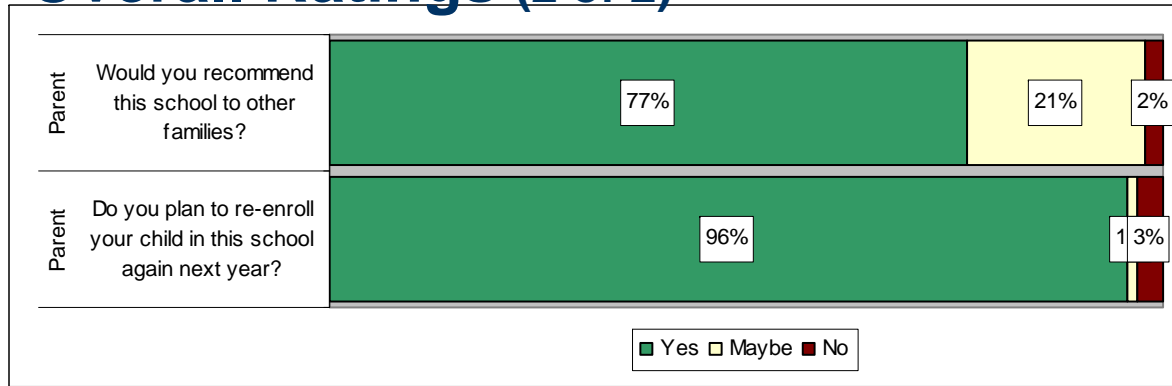


<p><b>1. What does this THEME mean to me?</b></p>	<p><b>2. What do I SEE in the data?</b></p>	<p><b>3. What QUESTIONS do the data raise for me?</b></p>	<p><b>4. What 1 or 2 QUESTIONS/ IDEAS about this theme might we consider in our school improvement plan?</b></p>
---------------------------------------------------	---------------------------------------------	-----------------------------------------------------------	------------------------------------------------------------------------------------------------------------------

Responses may not add up to 100% because some respondents answered N/A or left items blank.

Data not reported for questions with less than 5 respondents.

# Overall Ratings (2 of 2)



<p><b>1. What does this THEME mean to me?</b></p>	<p><b>2. What do I SEE in the data?</b></p>	<p><b>3. What QUESTIONS do the data raise for me?</b></p>	<p><b>4. What 1 or 2 QUESTIONS/ IDEAS about this theme might we consider in our school improvement plan?</b></p>
---------------------------------------------------	---------------------------------------------	-----------------------------------------------------------	------------------------------------------------------------------------------------------------------------------

Responses may not add up to 100% because some respondents answered N/A or left items blank.

Data not reported for questions with less than 5 respondents.

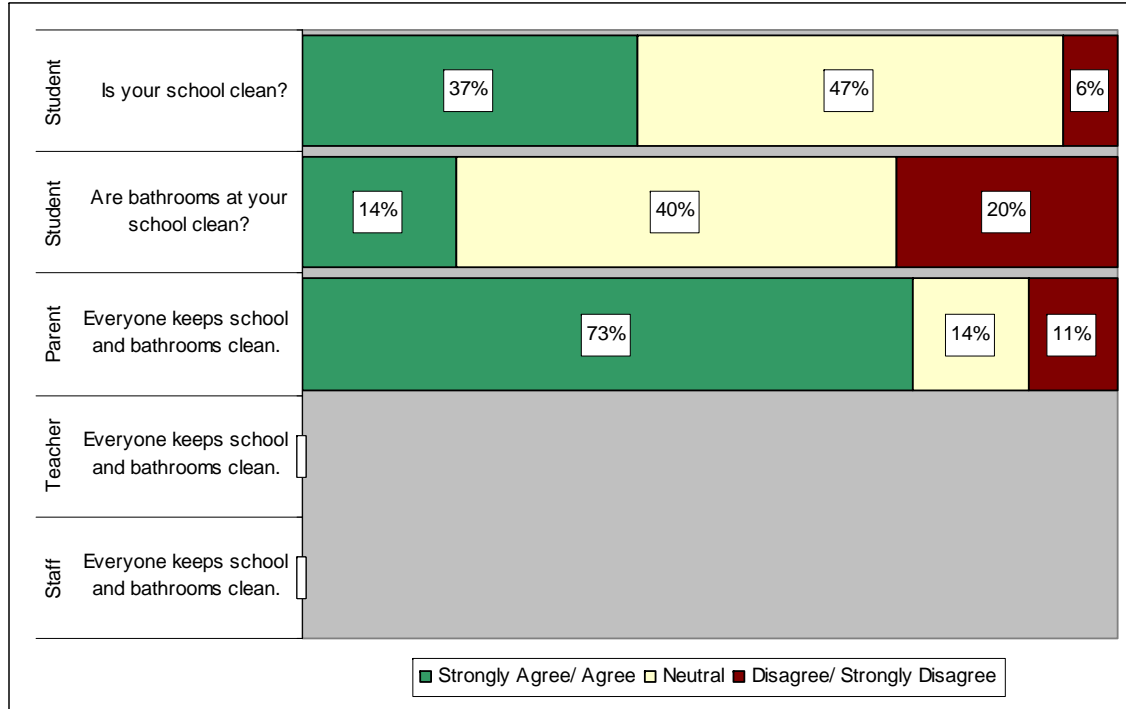
# Examining survey results by theme



**Cleaning Learning Environment**  
**Safety**  
**Caring and Support**  
**Meaningful Youth Participation**  
**High Expectations**

**Academic Rigor**  
**Data-Driven Practice**  
**Parent Engagement**  
**Employee Satisfaction**  
**District Strategy**

# Clean Learning Environment

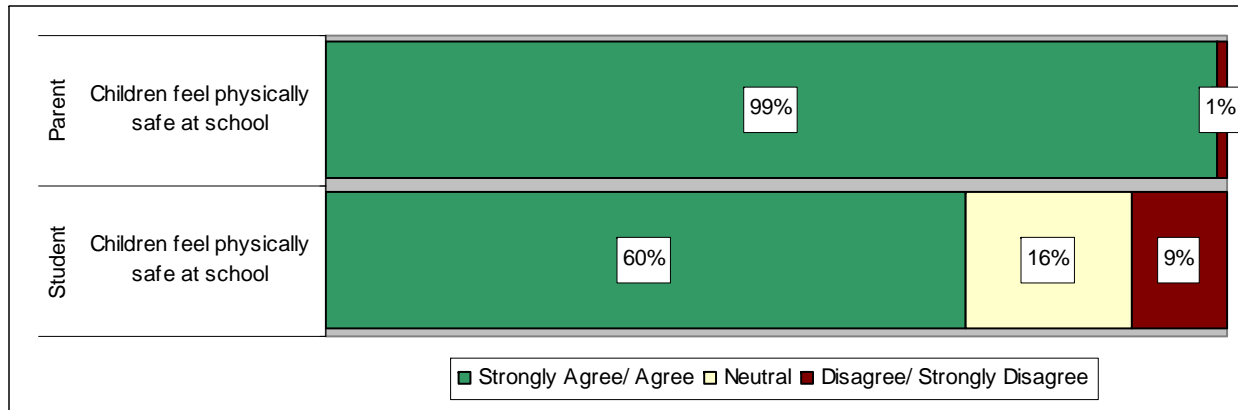


<p><b>1. What does this THEME mean to me?</b></p>	<p><b>2. What do I SEE in the data?</b></p>	<p><b>3. What QUESTIONS do the data raise for me?</b></p>	<p><b>4. What 1 or 2 QUESTIONS/ IDEAS about this theme might we consider in our school improvement plan?</b></p>
---------------------------------------------------	---------------------------------------------	-----------------------------------------------------------	------------------------------------------------------------------------------------------------------------------

Responses may not add up to 100% because some respondents answered N/A or left items blank.

Data not reported for questions with less than 5 respondents.

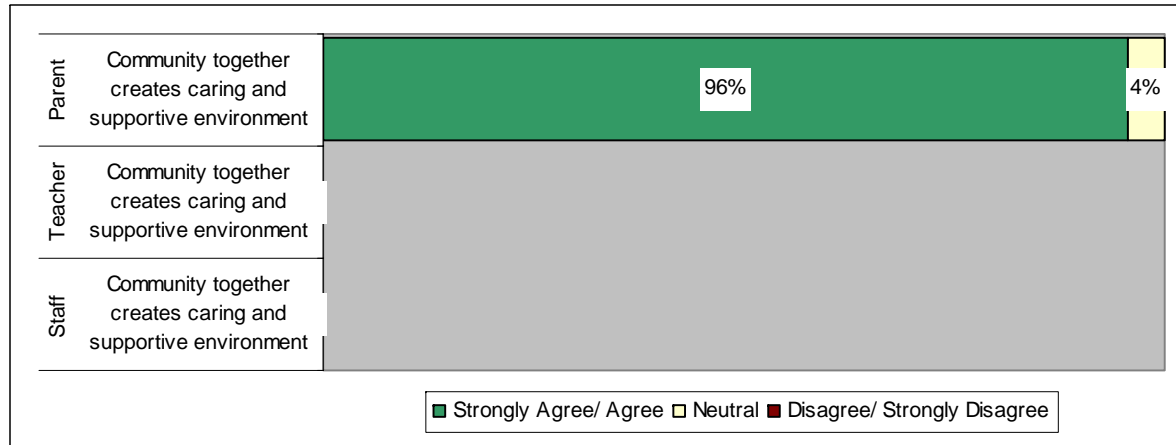
# Safety



<p><b>1. What does this THEME mean to me?</b></p>	<p><b>2. What do I SEE in the data?</b></p>	<p><b>3. What QUESTIONS do the data raise for me?</b></p>	<p><b>4. What 1 or 2 QUESTIONS/ IDEAS about this theme might we consider in our school improvement plan?</b></p>
---------------------------------------------------	---------------------------------------------	-----------------------------------------------------------	------------------------------------------------------------------------------------------------------------------

Responses may not add up to 100% because some respondents answered N/A or left items blank.  
 Data not reported for questions with less than 5 respondents.

# Caring and Support (1 of 3)

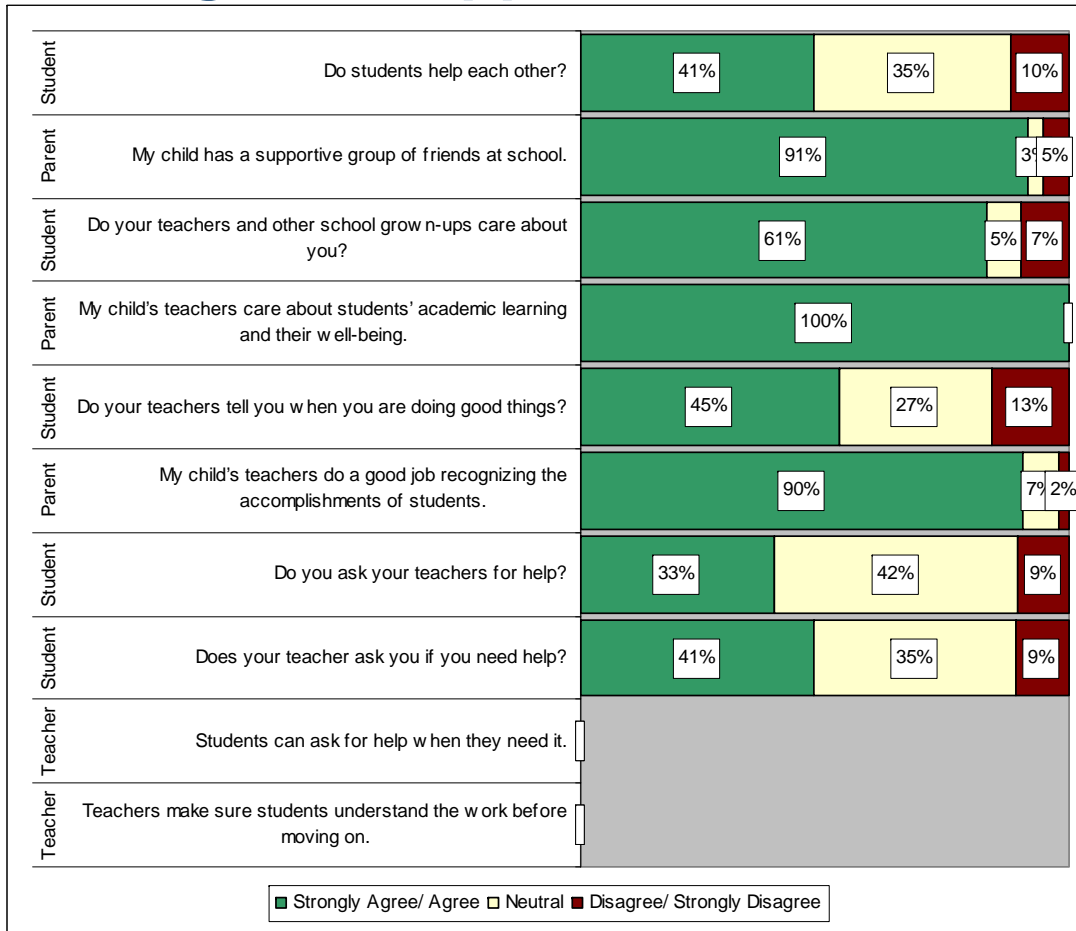


<p><b>1. What does this THEME mean to me?</b></p>	<p><b>2. What do I SEE in the data?</b></p>	<p><b>3. What QUESTIONS do the data raise for me?</b></p>	<p><b>4. What 1 or 2 QUESTIONS/ IDEAS about this theme might we consider in our school improvement plan?</b></p>
---------------------------------------------------	---------------------------------------------	-----------------------------------------------------------	------------------------------------------------------------------------------------------------------------------

Responses may not add up to 100% because some respondents answered N/A or left items blank.

Data not reported for questions with less than 5 respondents.

# Caring and Support (2 of 3)

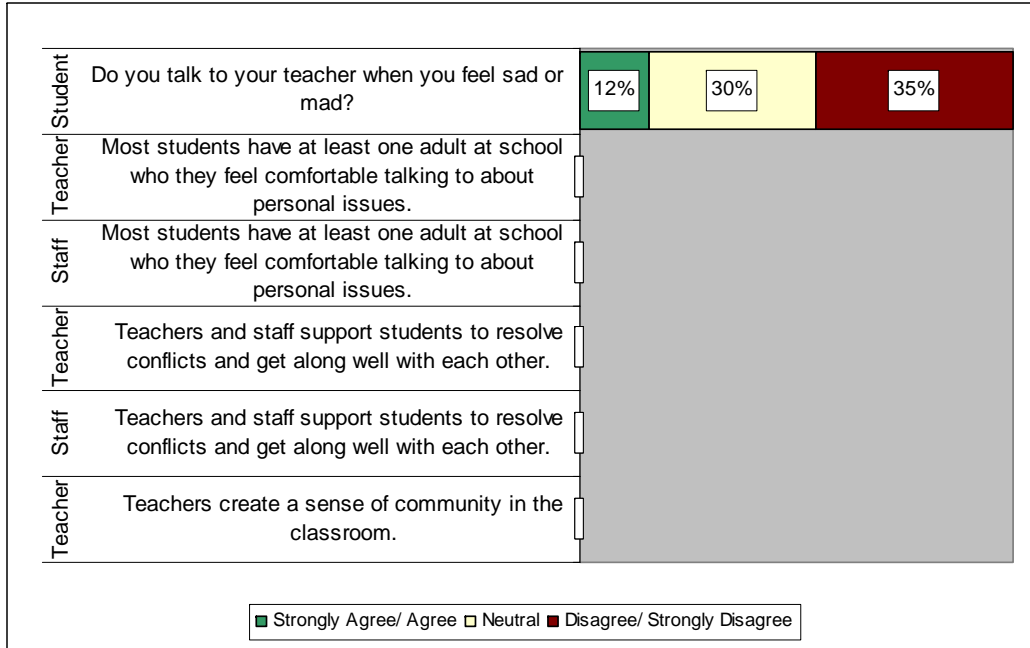


<p><b>1. What does this THEME mean to me?</b></p>	<p><b>2. What do I SEE in the data?</b></p>	<p><b>3. What QUESTIONS do the data raise for me?</b></p>	<p><b>4. What 1 or 2 QUESTIONS/ IDEAS about this theme might we consider in our school improvement plan?</b></p>
---------------------------------------------------	---------------------------------------------	-----------------------------------------------------------	------------------------------------------------------------------------------------------------------------------

Responses may not add up to 100% because some respondents answered N/A or left items blank.

Data not reported for questions with less than 5 respondents.

# Caring and Support (3 of 3)

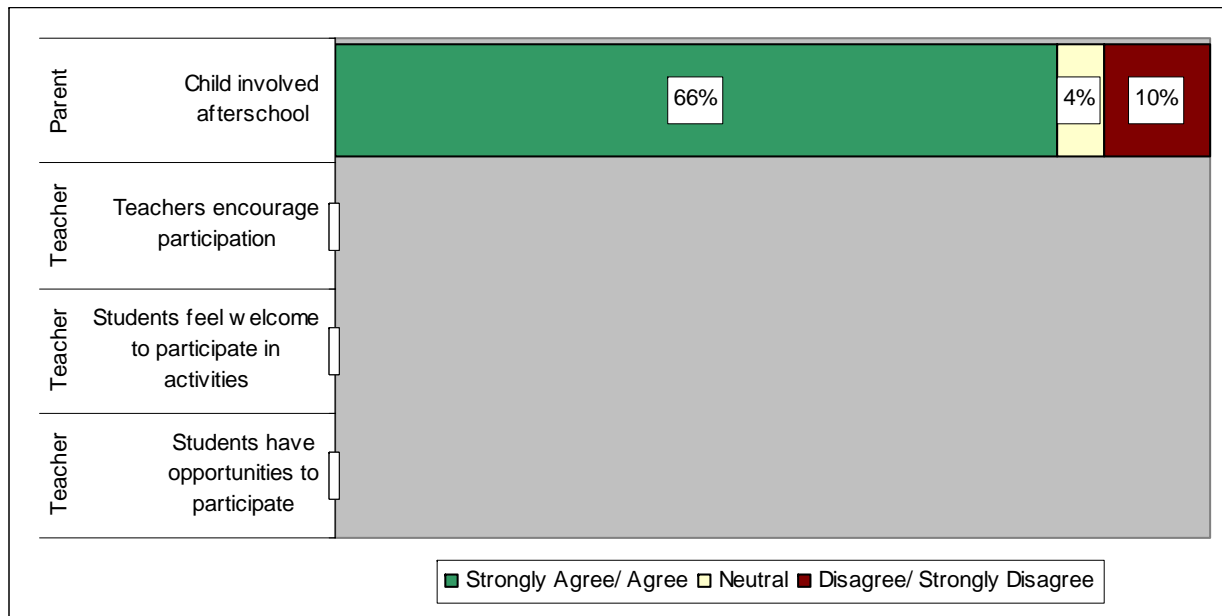


<p><b>1. What does this THEME mean to me?</b></p>	<p><b>2. What do I SEE in the data?</b></p>	<p><b>3. What QUESTIONS do the data raise for me?</b></p>	<p><b>4. What 1 or 2 QUESTIONS/ IDEAS about this theme might we consider in our school improvement plan?</b></p>
---------------------------------------------------	---------------------------------------------	-----------------------------------------------------------	------------------------------------------------------------------------------------------------------------------

Responses may not add up to 100% because some respondents answered N/A or left items blank.

Data not reported for questions with less than 5 respondents.

# Meaningful Youth Participation

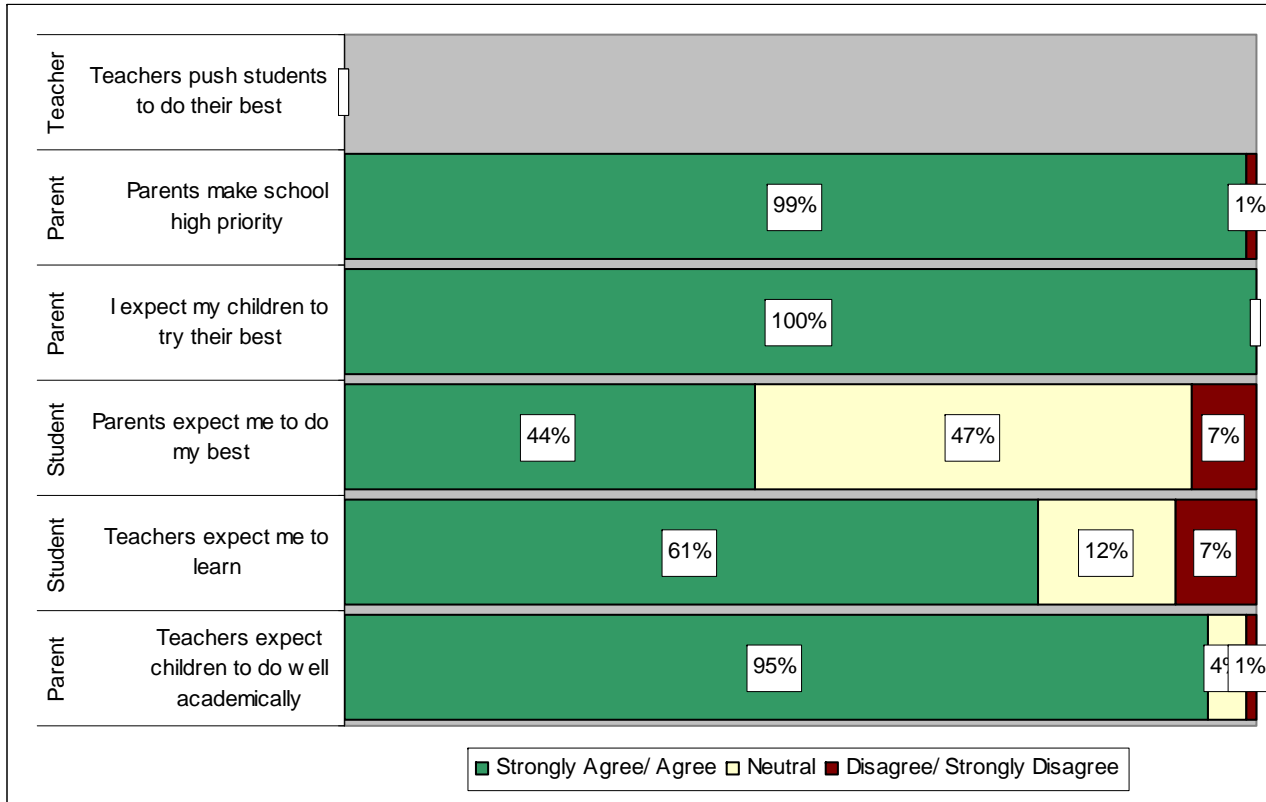


<b>1. What does this THEME mean to me?</b>	<b>2. What do I SEE in the data?</b>	<b>3. What QUESTIONS do the data raise for me?</b>	<b>4. What 1 or 2 QUESTIONS/ IDEAS about this theme might we consider in our school improvement plan?</b>
--------------------------------------------	--------------------------------------	----------------------------------------------------	-----------------------------------------------------------------------------------------------------------

Responses may not add up to 100% because some respondents answered N/A or left items blank.

Data not reported for questions with less than 5 respondents.

# High Expectations

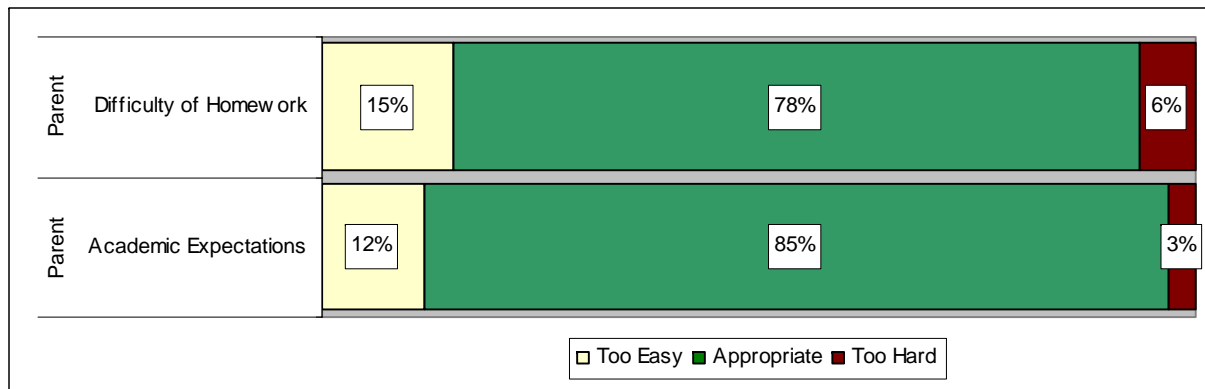
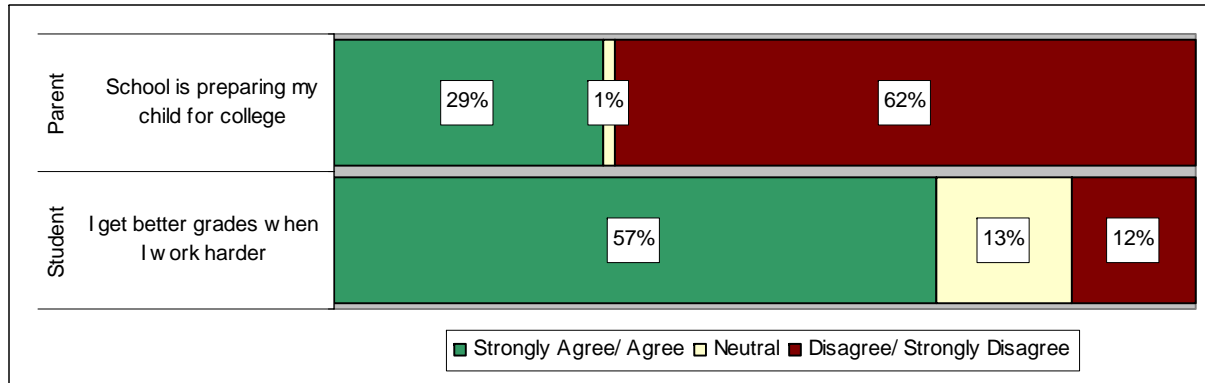


<p><b>1. What does this THEME mean to me?</b></p>	<p><b>2. What do I SEE in the data?</b></p>	<p><b>3. What QUESTIONS do the data raise for me?</b></p>	<p><b>4. What 1 or 2 QUESTIONS/ IDEAS about this theme might we consider in our school improvement plan?</b></p>
---------------------------------------------------	---------------------------------------------	-----------------------------------------------------------	------------------------------------------------------------------------------------------------------------------

Responses may not add up to 100% because some respondents answered N/A or left items blank.

Data not reported for questions with less than 5 respondents.

# Academic Rigor



<p><b>1. What does this THEME mean to me?</b></p>	<p><b>2. What do I SEE in the data?</b></p>	<p><b>3. What QUESTIONS do the data raise for me?</b></p>	<p><b>4. What 1 or 2 QUESTIONS/ IDEAS about this theme might we consider in our school improvement plan?</b></p>
---------------------------------------------------	---------------------------------------------	-----------------------------------------------------------	------------------------------------------------------------------------------------------------------------------

Responses may not add up to 100% because some respondents answered N/A or left items blank.  
 Data not reported for questions with less than 5 respondents.

# Data-Driven Practice (1 of 2)

Teacher	Well-defined school goals for student achievement	
Staff	Well-defined school goals for student achievement	
Teacher	Educators make data-based decisions	
Staff	Educators make data-based decisions	
Teacher	Educators work in teams to pursue goals	
Staff	Educators work in teams to pursue goals	
Teacher	Coherent professional development plan	
Staff	Coherent professional development plan	

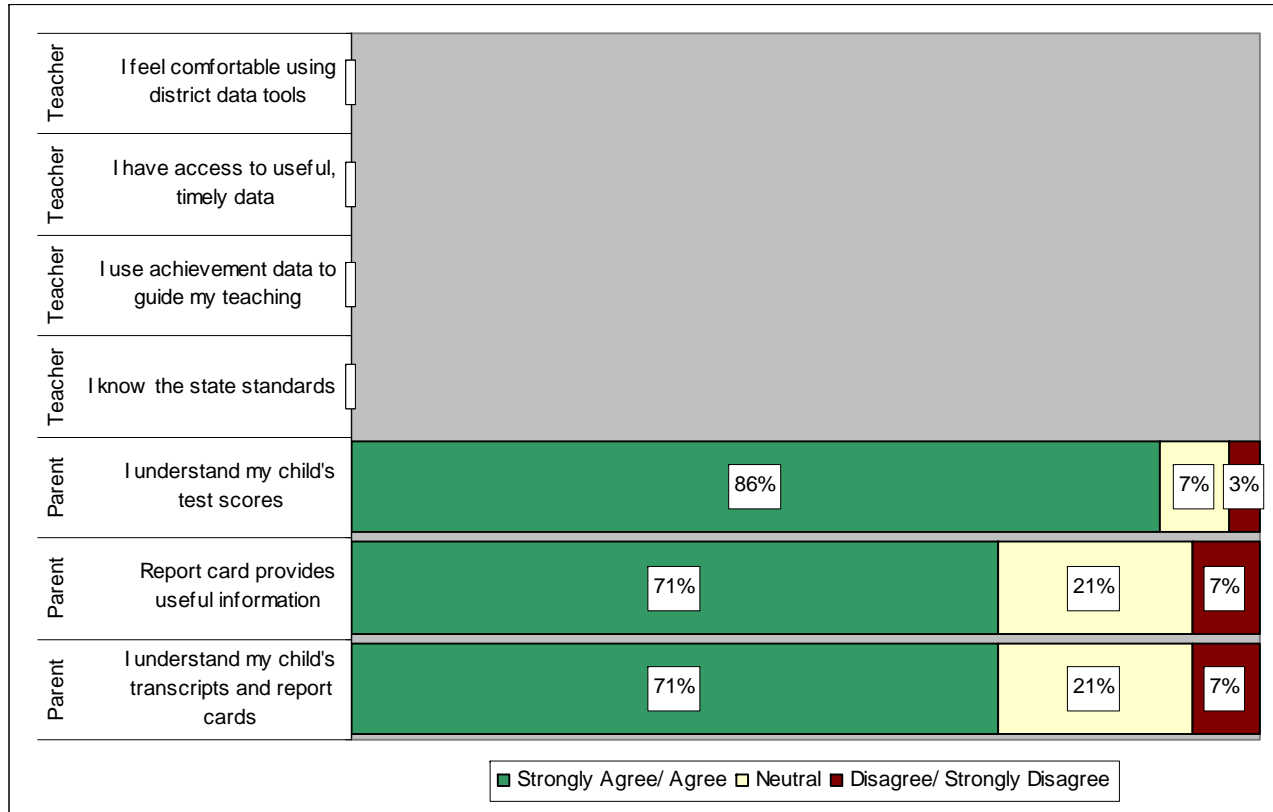
Strongly Agree/ Agree  
  Neutral  
  Disagree/ Strongly Disagree

<p><b>1. What does this THEME mean to me?</b></p>	<p><b>2. What do I SEE in the data?</b></p>	<p><b>3. What QUESTIONS do the data raise for me?</b></p>	<p><b>4. What 1 or 2 QUESTIONS/ IDEAS about this theme might we consider in our school improvement plan?</b></p>
---------------------------------------------------	---------------------------------------------	-----------------------------------------------------------	------------------------------------------------------------------------------------------------------------------

Responses may not add up to 100% because some respondents answered N/A or left items blank.

Data not reported for questions with less than 5 respondents.

## Data-Driven Practice (2 of 2)

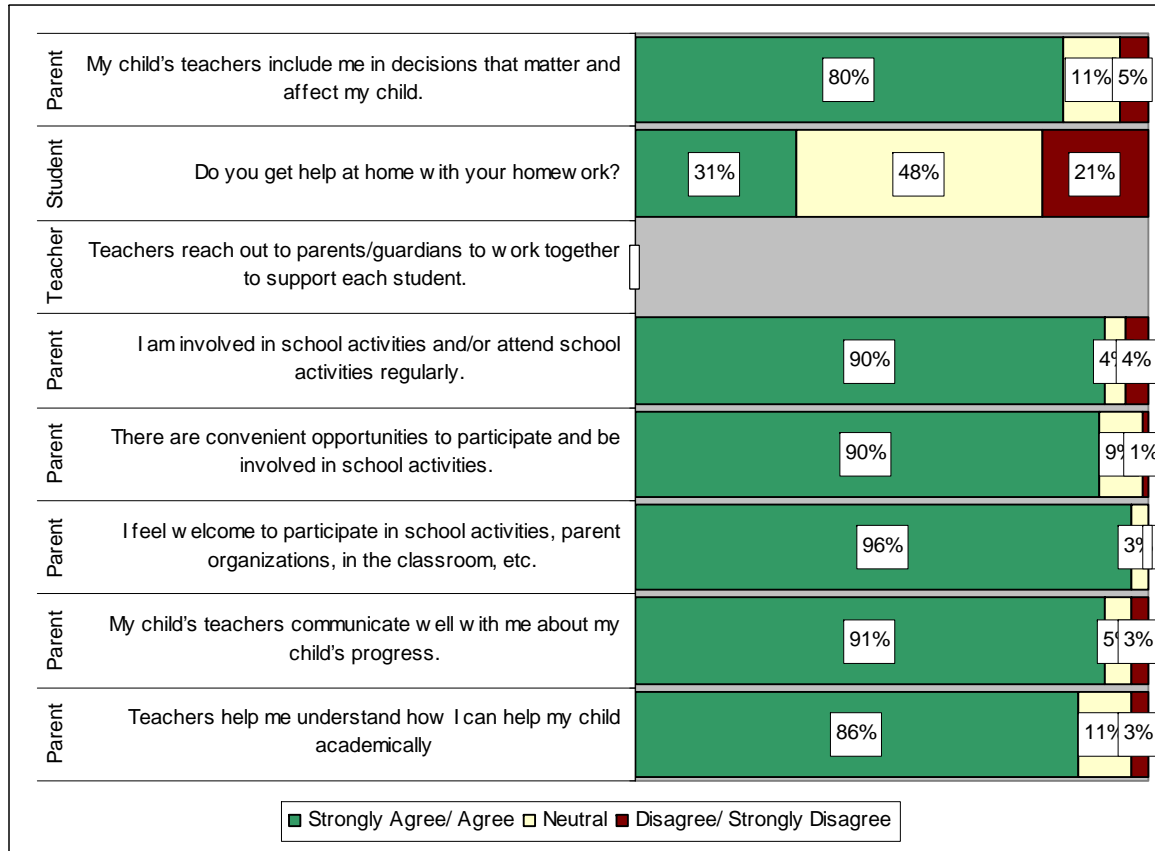


<p><b>1. What does this THEME mean to me?</b></p>	<p><b>2. What do I SEE in the data?</b></p>	<p><b>3. What QUESTIONS do the data raise for me?</b></p>	<p><b>4. What 1 or 2 QUESTIONS/ IDEAS about this theme might we consider in our school improvement plan?</b></p>
---------------------------------------------------	---------------------------------------------	-----------------------------------------------------------	------------------------------------------------------------------------------------------------------------------

Responses may not add up to 100% because some respondents answered N/A or left items blank.

Data not reported for questions with less than 5 respondents.

# Parent Engagement



<p><b>1. What does this THEME mean to me?</b></p>	<p><b>2. What do I SEE in the data?</b></p>	<p><b>3. What QUESTIONS do the data raise for me?</b></p>	<p><b>4. What 1 or 2 QUESTIONS/ IDEAS about this theme might we consider in our school improvement plan?</b></p>
---------------------------------------------------	---------------------------------------------	-----------------------------------------------------------	------------------------------------------------------------------------------------------------------------------

Responses may not add up to 100% because some respondents answered N/A or left items blank.

Data not reported for questions with less than 5 respondents.

# Employee Satisfaction (1 of 2)

Teacher	I'm proud to tell people that I work for Oakland Unified School District.	
Staff	I'm proud to tell people that I work for Oakland Unified School District.	
Teacher	I feel respected in the district for the work I do.	
Staff	I feel respected in the district for the work I do.	
Teacher	People are promoted and rewarded fairly based on the quality of their work.	
Staff	People are promoted and rewarded fairly based on the quality of their work.	
Teacher	I receive relevant and timely feedback on my work.	
Staff	I receive relevant and timely feedback on my work.	
Teacher	The formal (contractual) evaluation process is a useful tool for improving my work.	
Staff	The formal (contractual) evaluation process is a useful tool for improving my work.	

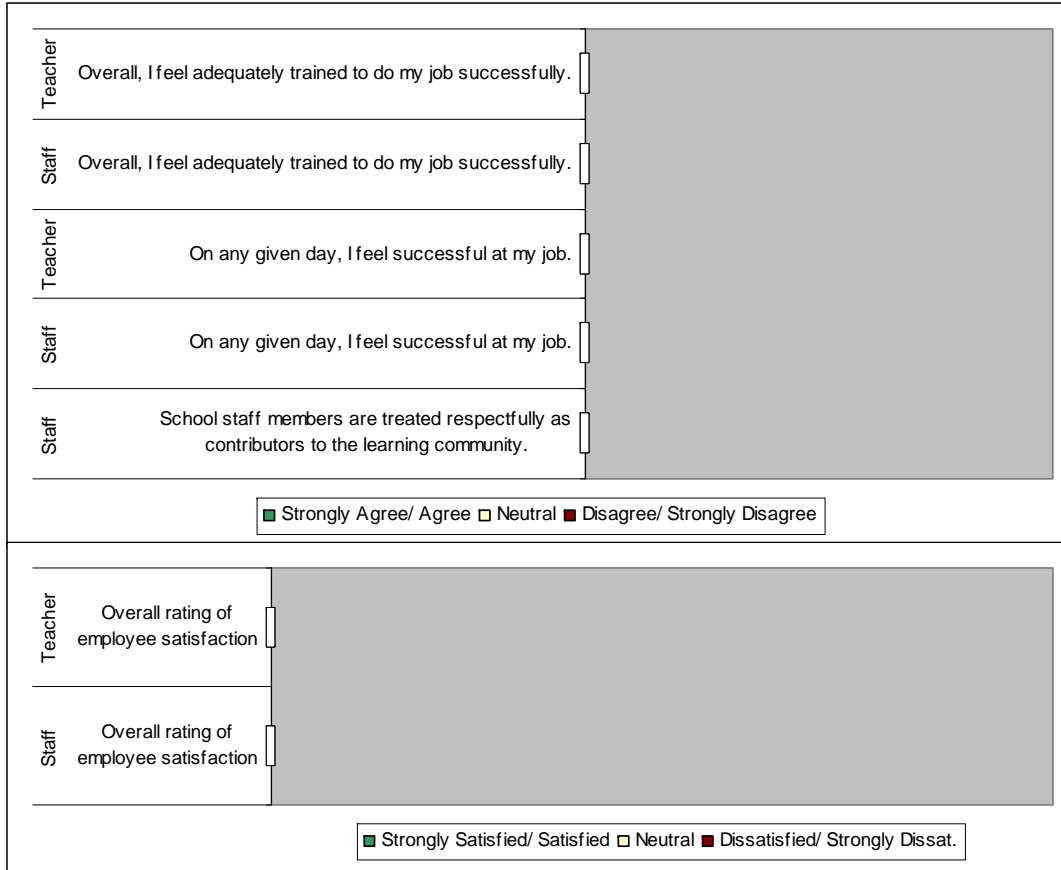
Strongly Agree/ Agree
  Neutral
  Disagree/ Strongly Disagree

<p><b>1. What does this THEME mean to me?</b></p>	<p><b>2. What do I SEE in the data?</b></p>	<p><b>3. What QUESTIONS do the data raise for me?</b></p>	<p><b>4. What 1 or 2 QUESTIONS/ IDEAS about this theme might we consider in our school improvement plan?</b></p>
---------------------------------------------------	---------------------------------------------	-----------------------------------------------------------	------------------------------------------------------------------------------------------------------------------

Responses may not add up to 100% because some respondents answered N/A or left items blank.

Data not reported for questions with less than 5 respondents.

# Employee Satisfaction (2 of 2)

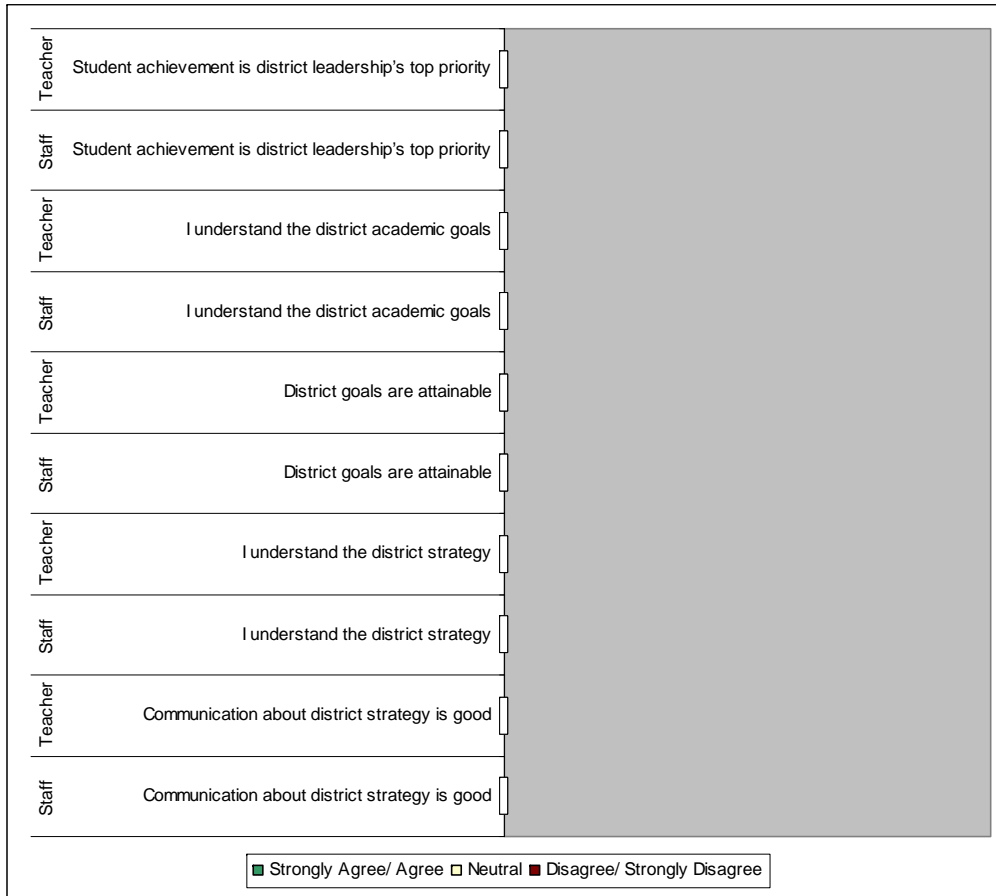


<p><b>1. What does this THEME mean to me?</b></p>	<p><b>2. What do I SEE in the data?</b></p>	<p><b>3. What QUESTIONS do the data raise for me?</b></p>	<p><b>4. What 1 or 2 QUESTIONS/ IDEAS about this theme might we consider in our school improvement plan?</b></p>
---------------------------------------------------	---------------------------------------------	-----------------------------------------------------------	------------------------------------------------------------------------------------------------------------------

Responses may not add up to 100% because some respondents answered N/A or left items blank.

Data not reported for questions with less than 5 respondents.

# District Strategy (1 of 2)

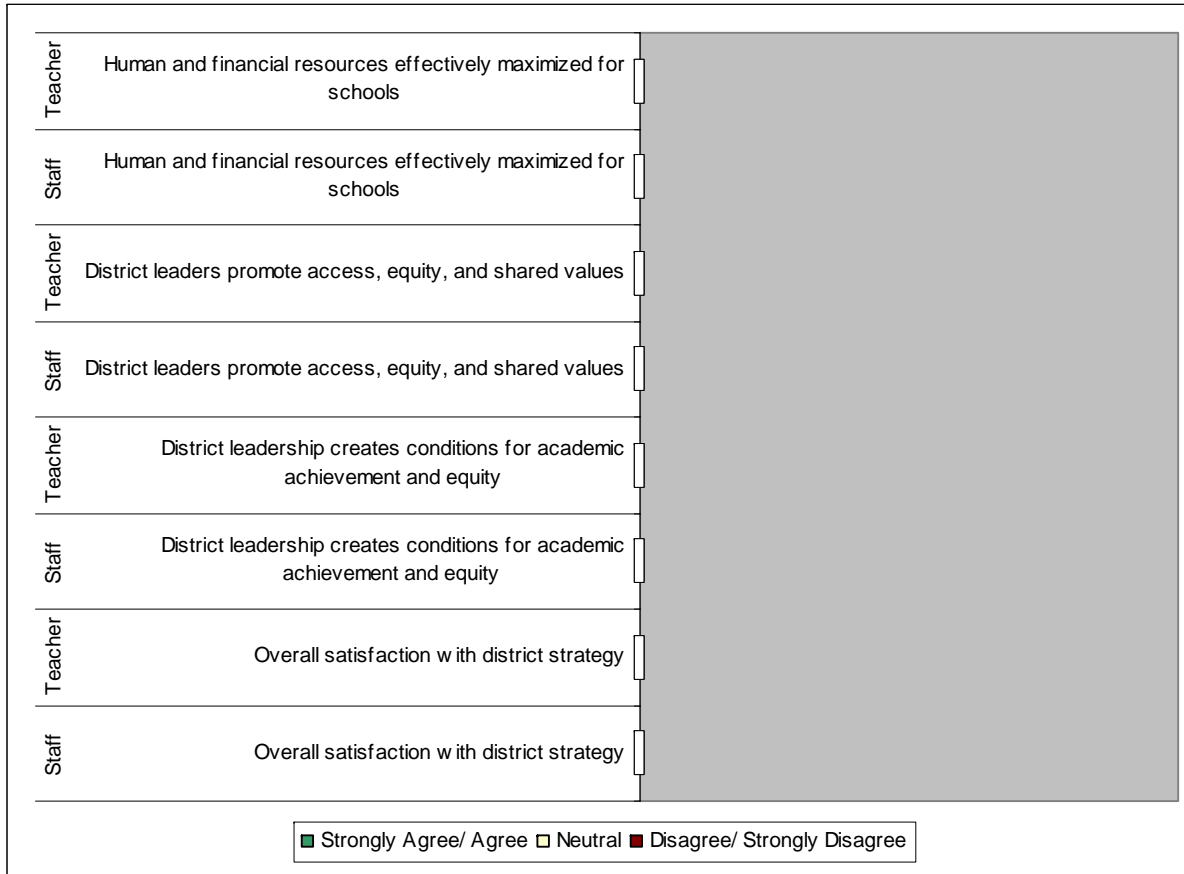


<p><b>1. What does this THEME mean to me?</b></p>	<p><b>2. What do I SEE in the data?</b></p>	<p><b>3. What QUESTIONS do the data raise for me?</b></p>	<p><b>4. What 1 or 2 QUESTIONS/ IDEAS about this theme might we consider in our school improvement plan?</b></p>
---------------------------------------------------	---------------------------------------------	-----------------------------------------------------------	------------------------------------------------------------------------------------------------------------------

Responses may not add up to 100% because some respondents answered N/A or left items blank.

Data not reported for questions with less than 5 respondents.

## District Strategy (2 of 2)



<p><b>1. What does this THEME mean to me?</b></p>	<p><b>2. What do I SEE in the data?</b></p>	<p><b>3. What QUESTIONS do the data raise for me?</b></p>	<p><b>4. What 1 or 2 QUESTIONS/ IDEAS about this theme might we consider in our school improvement plan?</b></p>
---------------------------------------------------	---------------------------------------------	-----------------------------------------------------------	------------------------------------------------------------------------------------------------------------------

Responses may not add up to 100% because some respondents answered N/A or left items blank.

Data not reported for questions with less than 5 respondents.